



# 2024 Code Enforcement Statistics Report

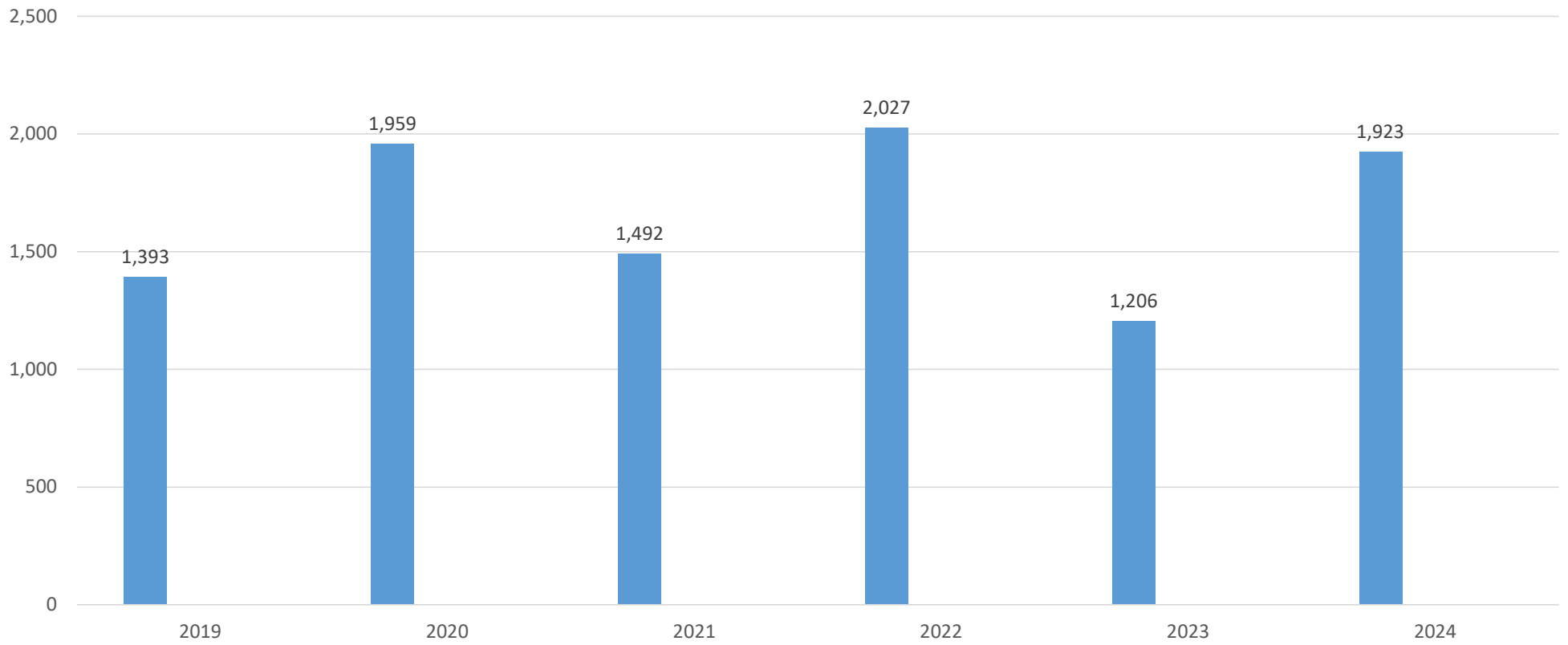
# Investigations and Enforcement Division

- Handles Rental Permits and Inspections.
- Handles S.O.S. complaints.
  - Environmental issues.
  - Highway issues.
  - Building without a permit issues.
  - Lighting issues.
- Routine patrols of assigned sectors.
- Enforces Noise Ordinance.
  - Includes gas leaf blower noise ordinance.
- Highway and Environmental Violations.
- Stop Work Orders for building without a permit.
- Other assigned duties.

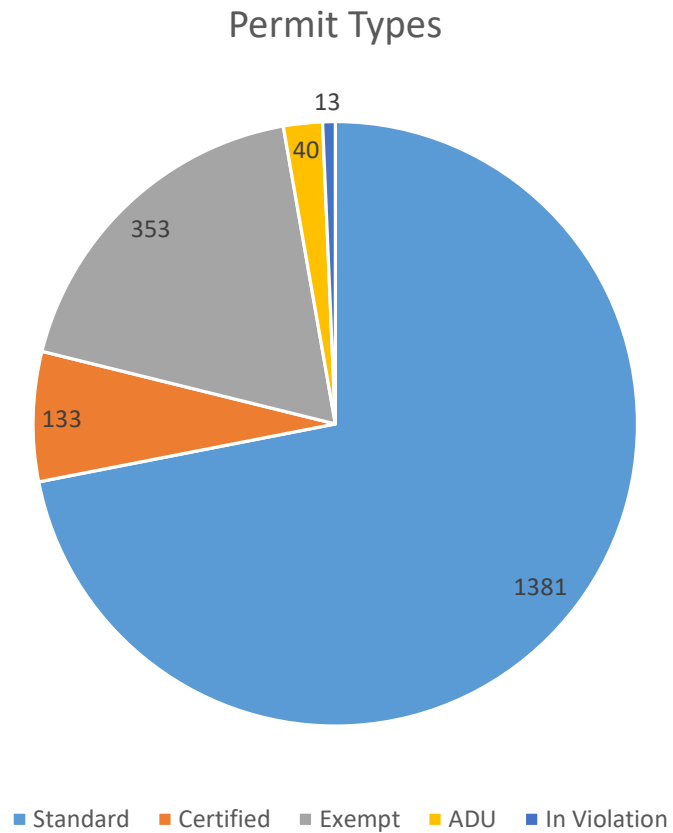


# Rental Permit Stats

2019-2024 Rental Permit Applications Processed



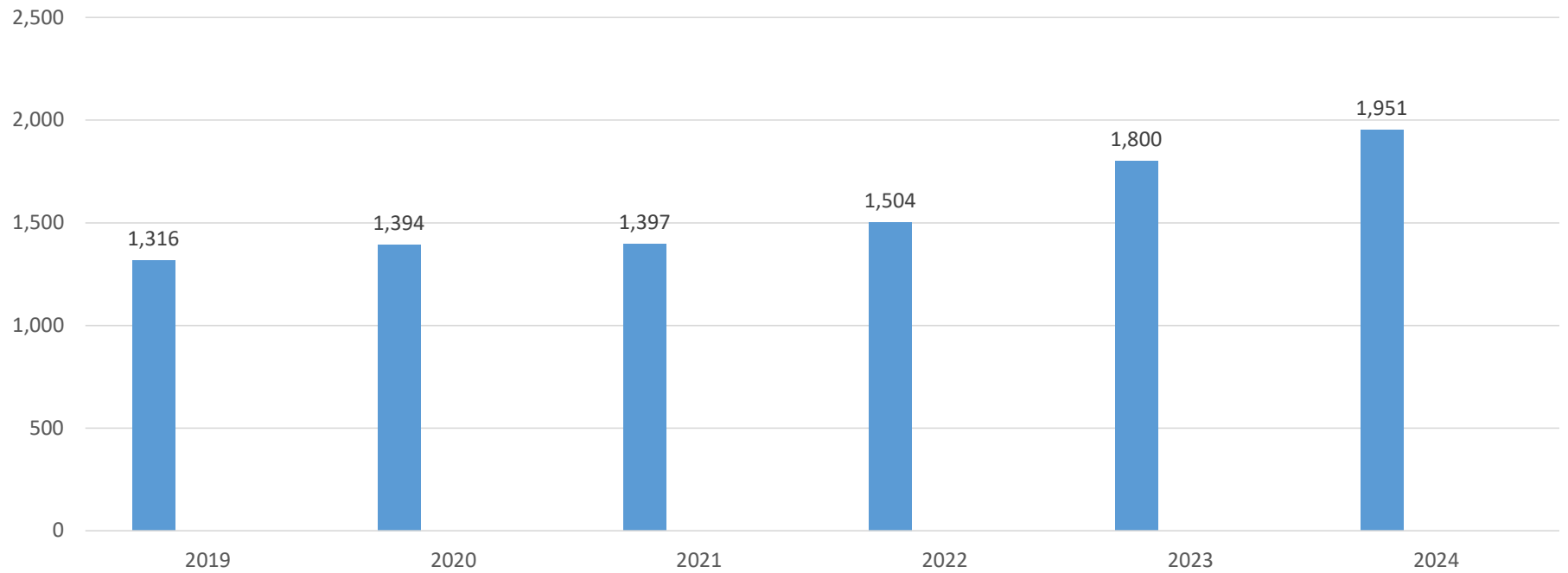
# New Rental Permits By Type



# S.O.S Stats

2019-2024 SOS Statistics

Inc. 106 from Highway & Environmental in 2024



# Types of S.O.S. Complaints

92	Business Operating in a Residential Zone
140	Debris/Dumping/Litter/Trash
125	Housing/Neighborhood Issues
161	Illegal Building - No Permit
161	Illegal Rental
195	Illegally Parked/ Excessive Vehicles
7	Improper Pool Enclosure
39	No Permit/License
191	Other
42	Outdoor Lighting
1	Over-Clearing related to building construction
35	Overcrowding
180	Property Maintenance
2	Rodent/Insect Infestation
32	Sanitation Issues
14	Signage
1	Town Wetland Violations
10	Vacant Houses - Open/ Not Secured

## **2021 Complaint Types**

139	Illegal Building - No Permit
28	Sanitation Issues
77	Outdoor Lighting
195	Property Maintenance
198	Illegal Rental
217	Other
56	Overcrowding
10	Improper Pool Enclosure
5	Rodent/Insect Infestation
141	Debris/Dumping/Litter
1	Leaf Blower Noise
16	Signage
4	Vacant Houses - Open/ Not Secured
70	Business Operating in a Residential Zone
167	Illegally Parked/ Excessive Vehicles
2	No Tent Permit
111	Housing/Neighborhood Issues
67	No Permit/License

## **2022 Complaint Types**

145	Debris/Dumping
99	Business Operating in a Residential Zone
1	Drainage
4	Failure to obtain a rental permit
134	Housing/Neighborhood Issues
195	Illegal Building - No Permit
182	Illegal Rental
241	Illegally Parked/Excessive Vehicles on Property
18	Improper Pool Enclosure
71	Leaf Blower Noise
27	Litter
1	No Building Permit Posted
1	No Tent Permit
232	Other
87	Outdoor Lighting
1	Over-Clearing related to building construction
66	Overcrowding
1	Pool Barrier Violations
142	Property Maintenance
12	Rodent/Insect Infestation
27	Sanitation Issues
40	Signage
1	Stormwater and Flooding
2	Town Wetland Violations
9	Vacant Houses - Open/ Not Secured

## **2023 Complaint Types**

146	Debris/Dumping
3	Building Setback Violations
102	Business Operating in a Residential Zone
2	Coastal Erosion Hazard Area Violations
1	Drainage
6	Driveway Access Issue
28	Debris/Dumping/Litter
155	Housing/Neighborhood Issues
176	Illegal Building - No Permit
148	Illegal Rental
47	Illegal Signs
209	Illegally Parked/Excessive Vehicles on Property
23	Improper Pool Enclosure
109	Leaf Blower Noise
51	No Permit/License
4	No Tent Permit
1	Open Burning
273	Other
82	Outdoor Lighting
52	Overcrowding
170	Property Maintenance
29	Sanitation/Rodent/Insect Infestation
2	Town Wetland Violations
4	Unlicensed Contractor
21	Vacant Houses - Open/ Not Secured

## **2024 Complaint Types**

# Complaint Types



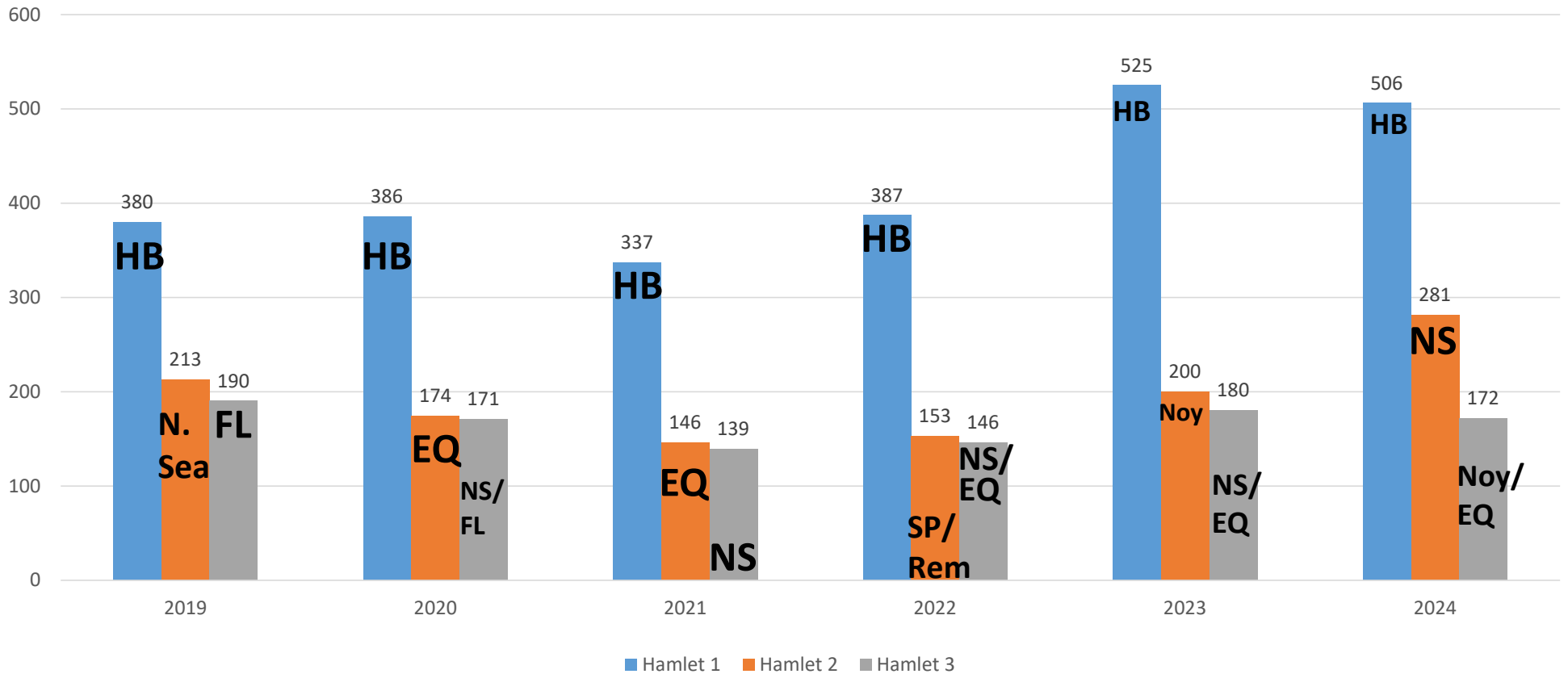
# Complaint Locations 2019-Present

- 119 NULL
- 556 BRIDGEHAMPTON
- 928 EAST QUOGUE
- 119 EASTPORT
- 786 FLANDERS
- 2,521 HAMPTON BAYS
- 1,130 NORTH SEA
- 68 NORTHAMPTON
- 857 NOYAC
- 144 QUIOGUE
- 292 RIVERSIDE
- 78 SAG HARBOR
- 46 SAGAPONACK
- 438 SHINNECOCK HILLS
- 513 SPEONK-REMSENBURG
- 172 TUCKAHOE
- 85 VILLAGE OF NORTH HAVEN
- 12 VILLAGE OF QUOGUE
- 9 VILLAGE OF SAG HARBOR
- 18 VILLAGE OF SAGAPONACK
- 92 VILLAGE OF SOUTHAMPTON
- 27 VILLAGE OF WESTHAMPTON BEACH
- 396 WATER MILL
- 562 WESTHAMPTON

# Complaint Locations 2024

- 21 NULL
- 124 BRIDGEHAMPTON
- 170 EAST QUOGUE
- 19 EASTPORT
- 131 FLANDERS
- 506 HAMPTON BAYS
- 281 NORTH SEA
- 12 NORTHAMPTON
- 172 NOYAC
- 29 QUIOGUE
- 44 RIVERSIDE
- 7 SAG HARBOR
- 6 SAGAPONACK
- 63 SHINNECOCK HILLS
- 71 SPEONK-REMSENBURG
- 44 TUCKAHOE
- 1 VILLAGE OF NORTH HAVEN
- 1 VILLAGE OF QUOGUE
- 2 VILLAGE OF SAG HARBOR
- 5 VILLAGE OF SAGAPONACK
- 12 VILLAGE OF SOUTHAMPTON
- 5 VILLAGE OF WESTHAMPTON BEACH
- 44 WATER MILL
- 77 WESTHAMPTON

# S.O.S Top Locations By Year



## S.O.S. Statistics

In 2024 from 1/1/24 to 12/31/24 a total of 2,443 S.O.S. complaints or requests for assistance have been received by the Town. Of that total number, 1,845 of those complaints have been directed towards Code Enforcement for investigation. Additionally 106 more complaints were directed towards Highway or Environmental. Code also conducts enforcement activities for both of those departments.

The majority of complaints that come in via the S.O.S. system are responded to by Code Enforcement throughout the year. All of these complaints are fielded by 9 full-time Code officers for the Town.

Of note, the following changes were observed year-over-year.

- 35% increase in leaf blower complaints.
- 33% increase in complaints in Bridgehampton area.
- 56% increase in complaints in North Sea area.

## S.O.S. Statistics

The highest areas of leaf blower complaints were:

- Hampton Bays had 62.
- Westhampton had 25.
- North Sea had 9.

The highest complaint types in Bridgehampton were:

- Other had 32 complaints.
- Signage had 17 complaints.
- Outdoor lighting had 14 complaints.

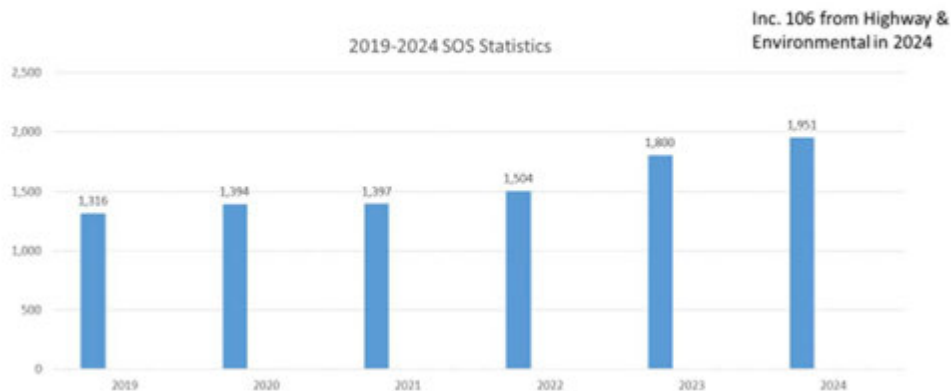
The highest complaint types in North Sea were:

- Other had 56 complaints.
- Illegal rental had 31 complaints.
- Excessive vehicles had 29 complaints.

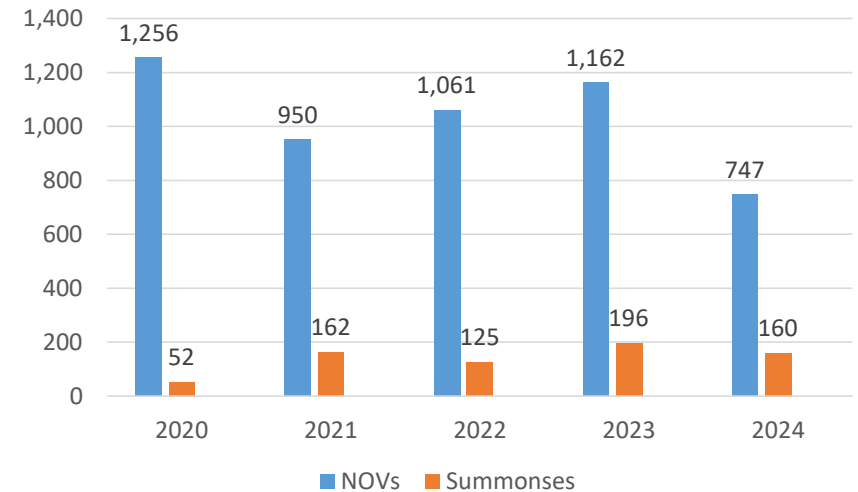
# Enforcement

- Voluntary Compliance is our number one goal.
- Code Enforcement prides itself on educating and informing the public of the requirements of the NYS and Town Code in an effort to gain voluntary compliance.

## S.O.S Stats

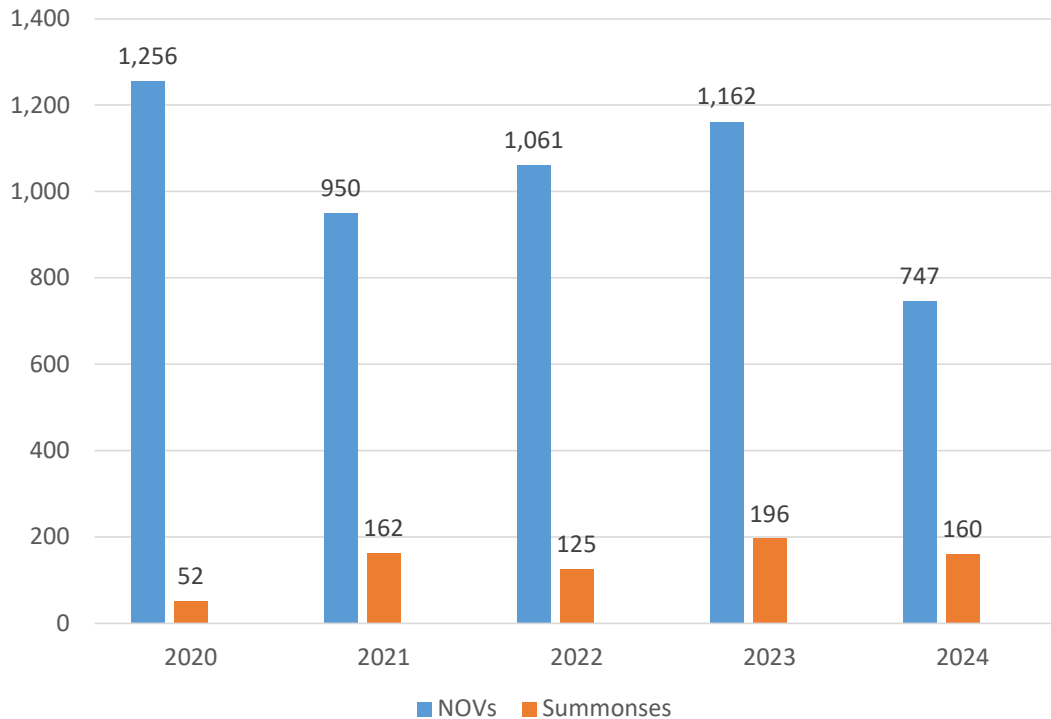


## NOVs and Summonses



# Violations and Summonses

NOVs and Summonses



Of the S.O.S. complaints that come in, many result in at least a Notice of Violation being issued.

In 2024, about 21% of our violations have turned into summonses. This would mean that about 79% of the time we are able to gain voluntary compliance.

One FAT may represent anywhere from 1-20+ separate charges for different alleged violations of the Code.

# 2024 Changes

- Code Enforcement is available 7 days/week as of 2024.
- Continued Friday and Saturday night coverage (4P-12A) Memorial Day – Labor Day.
- Continued shortened compliance periods on violations.
- Continued coordination with NYS Troopers and Parks to try to hold dumping and littering offenders accountable.
- Attempting to increase the use of enforcement actions to deal with chronic problem properties.
- Coordination with Southampton Police to increase noise complaint response capabilities.
- New sector assignments (approx. May 2024) and new officers added to the roster.
- Successfully utilizing more outreach to address alleged lighting violations.



\* A special thanks to James Gormley, Ross Baldwin and GIS for assistance with SOS stats.  
Thank you also to Tanya Dawson for assistance with the NOV and summons stats.