

**Water Quality Improvement Program Application**

Applicant: Town of Southampton

Project: Town Hall Sanitary System Upgrade



**Existing Conditions Bird's Eye Image**

**Existing Disposal System A**



**Existing Disposal System B**



**Existing Disposal System C**



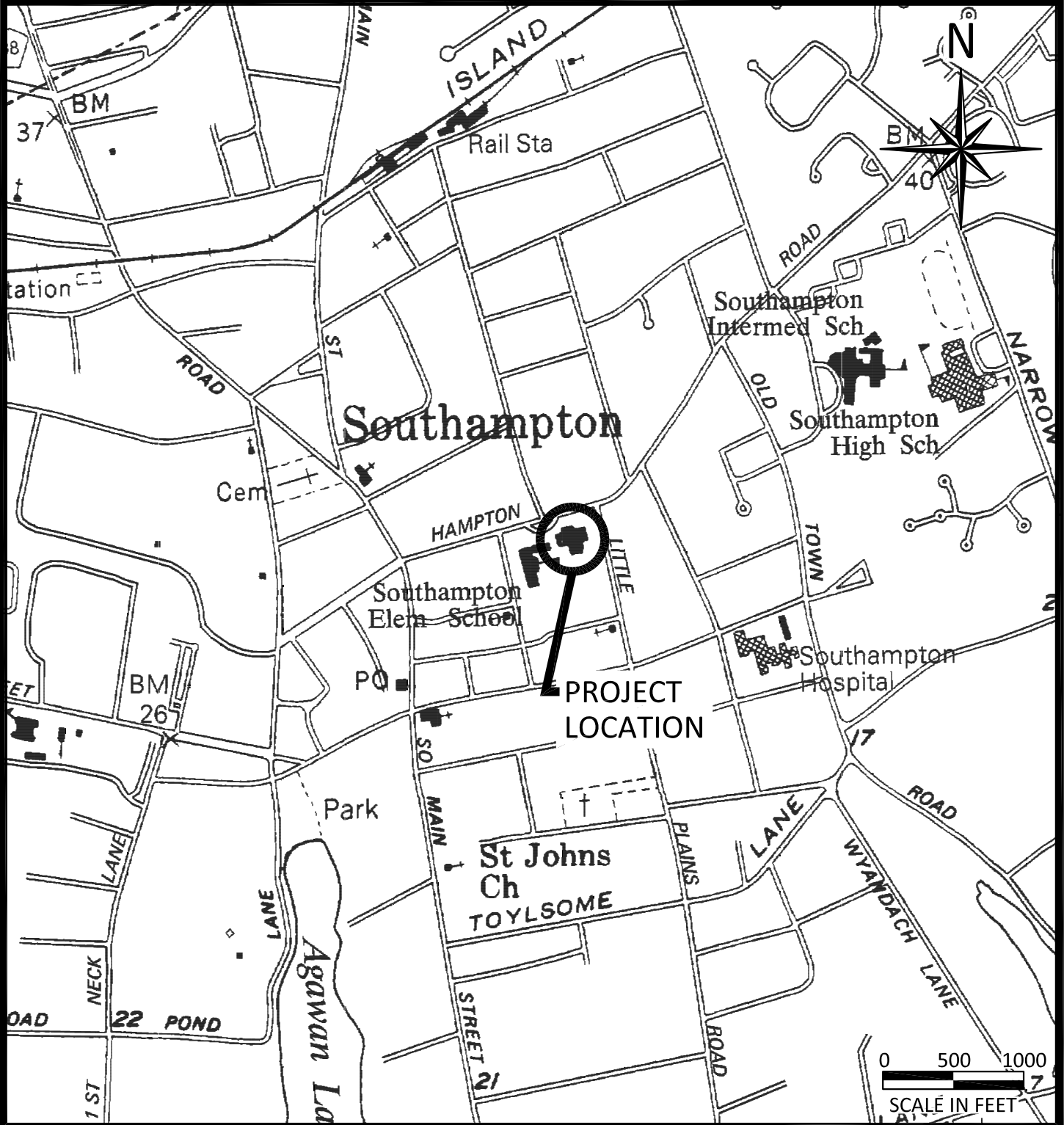
# Location Map

Town of Southampton

Town Hall

116 Hampton Road

Southampton, NY 11968



# Short Environmental Assessment Form

## Part 1 - Project Information

### Instructions for Completing

**Part 1 – Project Information.** The applicant or project sponsor is responsible for the completion of Part 1. Responses become part of the application for approval or funding, are subject to public review, and may be subject to further verification. Complete Part 1 based on information currently available. If additional research or investigation would be needed to fully respond to any item, please answer as thoroughly as possible based on current information.

Complete all items in Part 1. You may also provide any additional information which you believe will be needed by or useful to the lead agency; attach additional pages as necessary to supplement any item.

<b>Part 1 – Project and Sponsor Information</b>			
Name of Action or Project:			
Project Location (describe, and attach a location map):			
Brief Description of Proposed Action:			
Name of Applicant or Sponsor:		Telephone:	
		E-Mail:	
Address:			
City/PO:		State:	Zip Code:
1. Does the proposed action only involve the legislative adoption of a plan, local law, ordinance, administrative rule, or regulation? If Yes, attach a narrative description of the intent of the proposed action and the environmental resources that may be affected in the municipality and proceed to Part 2. If no, continue to question 2.			NO <input type="checkbox"/>
			YES <input type="checkbox"/>
2. Does the proposed action require a permit, approval or funding from any other government Agency? If Yes, list agency(s) name and permit or approval:			NO <input type="checkbox"/>
			YES <input type="checkbox"/>
3. a. Total acreage of the site of the proposed action? _____ acres			
b. Total acreage to be physically disturbed? _____ acres			
c. Total acreage (project site and any contiguous properties) owned or controlled by the applicant or project sponsor? _____ acres			
4. Check all land uses that occur on, are adjoining or near the proposed action:			
<input type="checkbox"/> Urban <input type="checkbox"/> Rural (non-agriculture) <input type="checkbox"/> Industrial <input type="checkbox"/> Commercial <input type="checkbox"/> Residential (suburban)			
<input type="checkbox"/> Forest <input type="checkbox"/> Agriculture <input type="checkbox"/> Aquatic <input type="checkbox"/> Other(Specify):			
<input type="checkbox"/> Parkland			

5. Is the proposed action,	NO	YES	N/A
a. A permitted use under the zoning regulations?	<input type="checkbox"/>	<input type="checkbox"/>	<input type="checkbox"/>
b. Consistent with the adopted comprehensive plan?	<input type="checkbox"/>	<input type="checkbox"/>	<input type="checkbox"/>
6. Is the proposed action consistent with the predominant character of the existing built or natural landscape?	NO <input type="checkbox"/>	YES <input type="checkbox"/>	
7. Is the site of the proposed action located in, or does it adjoin, a state listed Critical Environmental Area? If Yes, identify: _____	NO <input type="checkbox"/>	YES <input type="checkbox"/>	
8. a. Will the proposed action result in a substantial increase in traffic above present levels? b. Are public transportation services available at or near the site of the proposed action? c. Are any pedestrian accommodations or bicycle routes available on or near the site of the proposed action?	NO <input type="checkbox"/> <input type="checkbox"/> <input type="checkbox"/>	YES <input type="checkbox"/> <input type="checkbox"/> <input type="checkbox"/>	
9. Does the proposed action meet or exceed the state energy code requirements? If the proposed action will exceed requirements, describe design features and technologies: _____ _____	NO <input type="checkbox"/>	YES <input type="checkbox"/>	
10. Will the proposed action connect to an existing public/private water supply? If No, describe method for providing potable water: _____ _____	NO <input type="checkbox"/>	YES <input type="checkbox"/>	
11. Will the proposed action connect to existing wastewater utilities? If No, describe method for providing wastewater treatment: _____ _____	NO <input type="checkbox"/>	YES <input type="checkbox"/>	
12. a. Does the project site contain, or is it substantially contiguous to, a building, archaeological site, or district which is listed on the National or State Register of Historic Places, or that has been determined by the Commissioner of the NYS Office of Parks, Recreation and Historic Preservation to be eligible for listing on the State Register of Historic Places?  b. Is the project site, or any portion of it, located in or adjacent to an area designated as sensitive for archaeological sites on the NY State Historic Preservation Office (SHPO) archaeological site inventory?	NO <input type="checkbox"/> <input type="checkbox"/>	YES <input type="checkbox"/> <input type="checkbox"/>	
13. a. Does any portion of the site of the proposed action, or lands adjoining the proposed action, contain wetlands or other waterbodies regulated by a federal, state or local agency?  b. Would the proposed action physically alter, or encroach into, any existing wetland or waterbody? If Yes, identify the wetland or waterbody and extent of alterations in square feet or acres: _____ _____ _____	NO <input type="checkbox"/> <input type="checkbox"/>	YES <input type="checkbox"/> <input type="checkbox"/>	

14. Identify the typical habitat types that occur on, or are likely to be found on the project site. Check all that apply: <input type="checkbox"/> Shoreline <input type="checkbox"/> Forest    Agricultural/grasslands    Early mid-successional <input type="checkbox"/> Wetland <input type="checkbox"/> Urban    Suburban		
15. Does the site of the proposed action contain any species of animal, or associated habitats, listed by the State or Federal government as threatened or endangered?	NO	YES
	<input type="checkbox"/>	<input type="checkbox"/>
16. Is the project site located in the 100-year flood plan?	NO	YES
	<input type="checkbox"/>	<input type="checkbox"/>
17. Will the proposed action create storm water discharge, either from point or non-point sources? If Yes, a. Will storm water discharges flow to adjacent properties? b. Will storm water discharges be directed to established conveyance systems (runoff and storm drains)? If Yes, briefly describe: _____ _____	NO	YES
	<input type="checkbox"/>	<input type="checkbox"/>
	<input type="checkbox"/>	<input type="checkbox"/>
	<input type="checkbox"/>	<input type="checkbox"/>
18. Does the proposed action include construction or other activities that would result in the impoundment of water or other liquids (e.g., retention pond, waste lagoon, dam)? If Yes, explain the purpose and size of the impoundment: _____ _____	NO	YES
	<input type="checkbox"/>	<input type="checkbox"/>
19. Has the site of the proposed action or an adjoining property been the location of an active or closed solid waste management facility? If Yes, describe: _____ _____	NO	YES
	<input type="checkbox"/>	<input type="checkbox"/>
20. Has the site of the proposed action or an adjoining property been the subject of remediation (ongoing or completed) for hazardous waste? If Yes, describe: _____ _____	NO	YES
	<input type="checkbox"/>	<input type="checkbox"/>
<b>I CERTIFY THAT THE INFORMATION PROVIDED ABOVE IS TRUE AND ACCURATE TO THE BEST OF MY KNOWLEDGE</b>  Applicant/sponsor/name: _____ Date: _____  Signature: _____ Title: _____		



RAYMOND G. DiBIASE, P.E., PTOE, PTP, PRESIDENT and CEO  
ROBERT A. STEELE, P.E., EXECUTIVE VICE PRESIDENT  
JAMES L. DeKONING, P.E., VICE PRESIDENT

Associates

CHRISTOPHER F. DWYER  
STEVEN W. EISENBERG, P.E.  
ANDREW B. SPEISER  
MATTHEW C. JEDLICKA, LEED AP  
KEITH J. MASSERIA, P.E.  
VINCENT A. CORRADO, P.E.

**Date:** November 15, 2023

**File No.:** 22170.000

**To:** Town of Southampton  
116 Hampton Road  
Southampton, NY 11968

**Attention:** Thomas Houghton Jr., P.E. – Town Engineer  
Nicholas Jimenez – Capital Projects Manager

**Regarding:** **Water Quality Improvement Program Grant Application**  
**Town of Southampton Town Hall Sanitary System Upgrade**  
116 Hampton Road, Southampton, NY 11968  
SCTM No.: 900-7-4-1.2

Mr. Houghton & Mr. Jimenez,

As part of your application to the Town of Southampton Community Preservation Fund (CPF) Water Quality Improvement Program, an evaluation of the pollutant load is required. L.K. McLean Associates (LKMA) is providing this mass balance calculation in lieu of the EPA's STEPL/PLET spreadsheet tool for evaluating pollutant load.

Our calculations have drawn upon Suffolk County DHS "Guidance Memo No. 36 – Guidelines for Influent Design Concentration Parameters For STP's" and the "Suffolk County I/A OWTS Total Nitrogen Sampling Data as of June 2021." According to these references, the average concentration of nitrogen in conventional sanitary systems is 65 mg/L, while the post-treatment concentration with the proposed Fuji Clean CEN I/A OWTS is 11.2 mg/L.

Based on the total gross floor area and use of the existing Town Hall building, total sanitary flow is calculated as 4,543.24 GPD. This flow will remain unchanged under the proposed improvement project.

Utilizing these pollutant load concentrations and total sanitary flow of 4,543.24 GPD, we present the overall mass balance calculations as follows:



**Nitrogen Load in Existing Sanitary System:**

Total sanitary flow = 4,543.24 GPD = 17,198.03 Liters Per Day

Existing Nitrogen Load: (65 mg/L) \* (17,198.03 LPD) \* (1 Lb/ 453,592 mg) = 2.464 Lbs Per Day

**Nitrogen Load in Proposed Sanitary System:**

Total sanitary flow = 4,543.24 GPD = 17,198.03 Liters Per Day

Proposed Nitrogen Load (Post I/A): (11.2 mg/L) \* (17,198.03 LPD) \* (1 Lb/ 453,592 mg) = 0.425 Lbs Per Day

**\*\* Total reduction in nitrogen load = 2.464 Lbs per day – 0.425 Lbs per day = ± 2.04 Lbs Per Day \*\***

Based on these calculations, the proposed FUJI Clean Cen21 I/A OWTS is expected to result in a significant reduction of approximately 2.04 pounds per day in nitrogen load.

If you have any questions or require additional information, please do not hesitate to contact our office.

Sincerely,

Kevin J. Peterman, PE  
L.K. Mclean Associates, P.C.

# TOWN OF SOUTHAMPTON

Department of Land Management  
Planning Division  
116 HAMPTON ROAD  
SOUTHAMPTON, NY 11968



JANICE SCHERER  
TOWN PLANNING AND  
DEVELOPMENT ADMINISTRATOR


CLARE P. SHEA, AICP  
ASSISTANT TOWN  
PLANNING DIRECTOR

Phone: (631) 287-5735  
Fax: (631) 287-5706

SUPERVISOR  
JAY SCHNEIDERMAN

---

TO: Tom Houghton, P.E., Town Engineer

FROM: Seth Race, Planner 

RE: SEQRA Classification of Town Hall Upgrade to an Innovative/Alternative On-Site Wastewater Treatment System

DATE: November 15, 2023

---

The Planning Division has considered the SEQRA action related to your pending request for grant funding in order to install an Innovative/Alternative On-site Wastewater Treatment System at Town Hall in the Village of Southampton. Upon review of Section 617.5(c)(3) of 6 NYCRR Part 617 of the State Environmental Quality Review this action, is listed as Type II.

Accordingly, no further environmental review is required. Please do not hesitate to contact this office if you should require anything further.



ORIGINAL



Portable, maneuverable and versatile. Each CE30 system on trailer is capable of treating 2,700 gpd.

## Clean, effective, robust process

- **Professional engineering & design review for all projects**
- **Excellent treatment with minimal power use**  
Power cost example: Model CE30 treating 2,700 gpd (at US commercial avg. rate of \$0.1315 per kWh) is 71 cents per day or \$259 per year
- **Plug & play technology**  
Delivered to site fully built-out & ready to operate
- **Controls/communications**  
Multiple options to meet customer requirements and state regulations
- **World class experience**  
FujiClean is the largest onsite treatment manufacturer in the world with over 2 million systems installed and operating, including thousands of systems in the United States.
- **Compact system**  
Small footprint, highly maneuverable - provides ideal solution for difficult site accessibility



Fuji Clean offers a wide range of monitor/controllers to meet all site specified requirements, from simple high water and blower monitors to more complex panels with telecommunication and data logging capabilities.



Powered by FujiMAC Blowers – the most efficient, longest-lasting linear diaphragm air pumps in the world. Rebuild diaphragms ensure longest-lasting service.

## Simple and easy for everyone

Wastewater treatment systems should be boring. They should just work as specified. No drama. No excuses. Our mission is to make certain that world class FujiClean technology makes life easy and simple for everyone.

- **Engineers/Designers:** Prompt technical and design assistance. Model selection breadth to meet site and regulatory requirements.
- **Installers:** On-time delivery for easy plug & play installation. Comprehensive onsite installation guidance.
- **O&M Providers:** Simple and straightforward. 24/7 support. No media removal or outside washdown.
- **Regulators:** Customizable systems assure adherence to local regulations and treatment standards.
- **Owners:** Low O&M cost. Low power cost. Aesthetically pleasing. Quiet. No hassle system. Rock solid warranty.



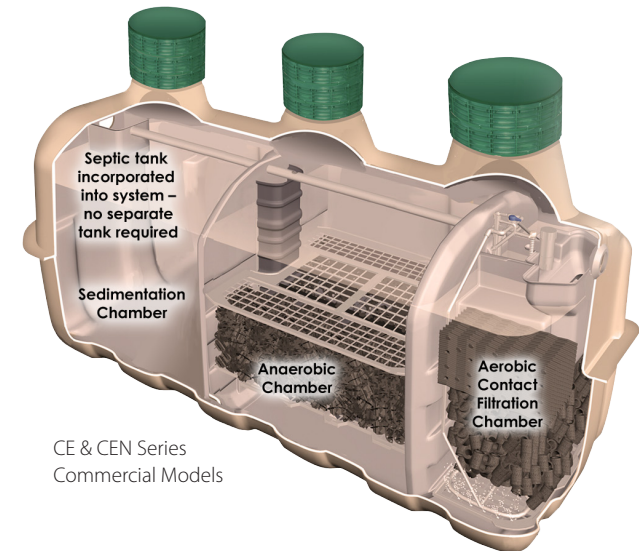
41-2 Greenwood Road, Brunswick, ME, USA 04011  
207-406-2927 | info@fujicleanusa.com  
www.fujicleanusa.com

Distributed by:



## Commercial

FLOWS GREATER THAN 1,000 GPD



CE & CEN Series  
Commercial Models

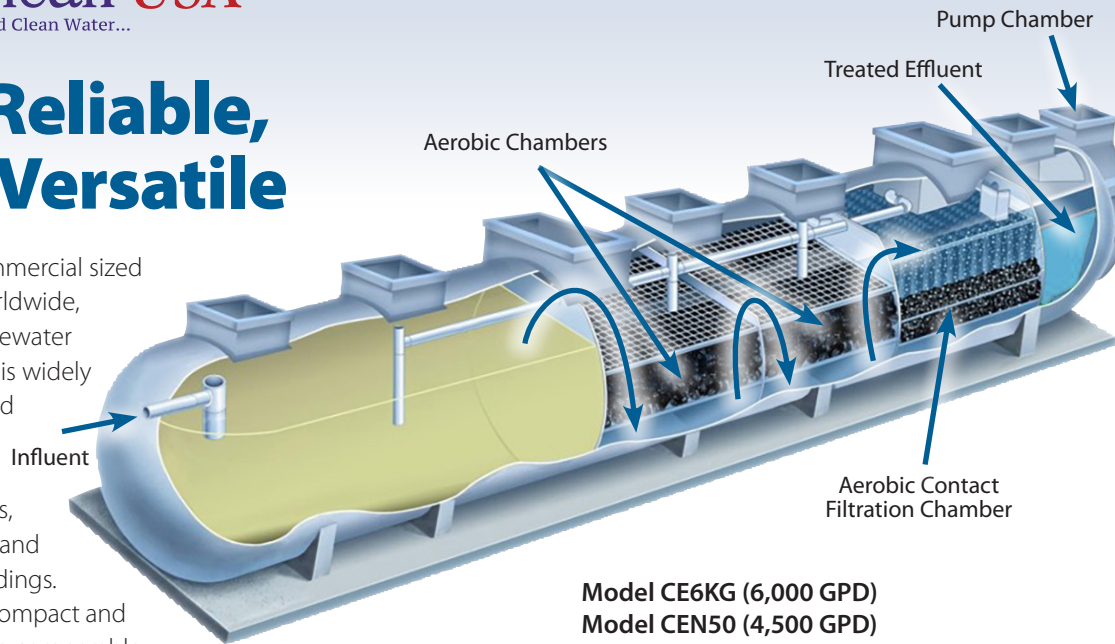
## Smart & Reliable Commercial Treatment Systems



Certified to  
NSF/ANSI Standards 40 & 245

# Clean, Reliable, Smart, Versatile

With over 100,000 commercial sized systems operating worldwide, FujiClean's onsite wastewater treatment technology is widely known and appreciated servicing schools, apartment buildings, subdivisions, strip malls, eating establishments and other commercial buildings. Typically much more compact and consumer-friendly than comparable systems, FujiClean prides itself on providing robust and reliable treatment at a remarkably low initial and ongoing operating cost.



**Model CE6KG (6,000 GPD)**  
**Model CEN50 (4,500 GPD)**

## Clean, effective, robust process

Fuji Clean's "contact filtration" treatment is a simple, well engineered process that incorporates controlled flow through aerobic and anaerobic chambers in direct contact with three types of proprietary fixed film media on which biological digestion & mechanical filtration occurs.

There are no moving parts inside the treatment tank. An external, continuously operating air pump introduces oxygen into the aerobic chambers and powers two internal air lift pumps. One carries process water and solids back to the primary chambers for solids management and denitrification activity. The other regulates flow equalization and controls metered outflow of treated effluent.

Please contact us or visit our website for additional technical information, design materials and to discuss how we can help you.



FujiClean systems may be cluster-configured to treat hydraulic flows of up to 100,000 gpd and organic loads of up to 3,000 mg/L BOD.

Design Specifications	CE Series BOD, TSS, TN				CEN Series BOD, TSS, Enhanced TN		
	CE14	CE21	CE30	CE6KG	CEN14	CEN21	CEN50
Model	CE14	CE21	CE30	CE6KG	CEN14	CEN21	CEN50
Hydraulic Load (GPD)	1,350	1,900	2,700	6,000	1,350	1,900	4,500
<b>Effluent (assumes domestic strength influent) - NSF Test Effluent Average</b>							
CBOD Effluent (mg/L)	11 mg/L				5 mg/L		
BOD (pounds/day)	1.46	2.08	3.12	6.93	2.03	2.86	6.77
TSS (mg/L)	12 mg/L				6 mg/L		
TN (mg/L)	10-20 mg/L				10 mg/L		
Blower Model/CFM (Standard)	MAC150R11 5.3 CFM	MAC200R11 7.0 CFM	MAC150R11 (x2) 10.6 CFM	MAC200R11 (x4) 14.8 CFM	MAC200R11 7.0 CFM	MAC150R 11 (x2) 10.6 CFM	MAC200R 11 (x4) 14.8 cfm
Power Use (Kwh/day)	2.7	3.7	5.4	14.8	3.7	5.4	14.8
<b>Tank Detail</b>							
Material	Fiber-Reinforced Plastic				Fiber-Reinforced Plastic		
Height (inches)	78	82	88	88	82	88	110
Length (inches)	119	153	184	435	153	184	304
Width (inches)	69	73	79	116	73	79	99
Weight (lbs.)	926	1,168	1,543	2,900	1,168	1,543	2,400
Inlet Invert	62	65	71	67	65	71	86
Outlet Invert	60	63	69	64	63	69	84
Access Ports (number)	3	3	3	7	3	3	5
Access Port Diameter (inches)	2@20", 1@24"	2@20", 1@24"	2@20", 1@24"	4@24"x24", 3@24"x48"	2@20", 1@24"	2@20", 1@24"	2@24", 3@24"x48"
Volume Total (gal.)	1,498	2,252	3,199	7,267	2,252	3,199	7,020