



# 2023 Code Enforcement Statistics Report

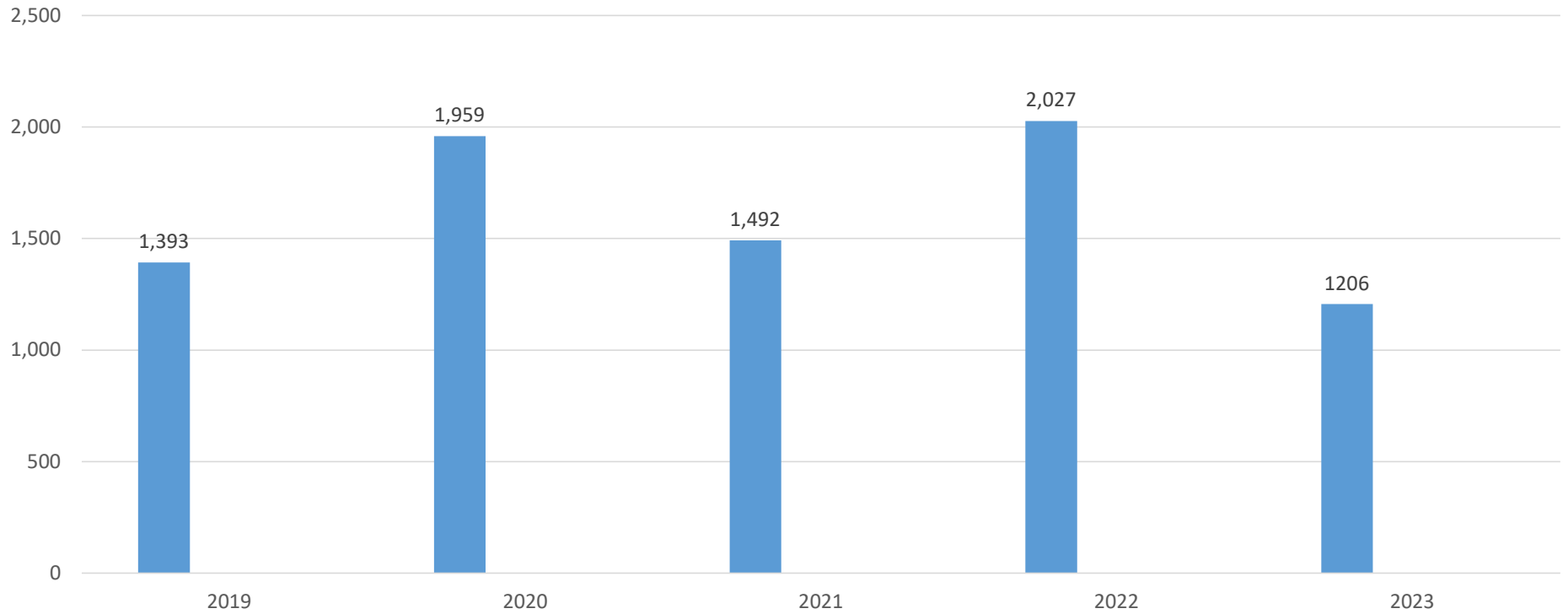
# Investigations and Enforcement Division

- Handles Rental Permits and Inspections.
- Handles S.O.S. complaints.
  - Environmental issues.
  - Highway issues.
  - Building without a permit issues.
  - Lighting issues.
- Routine patrols of assigned sectors.
- Enforces Noise Ordinance.
- Highway and Environmental Violations.
- Other assigned duties.

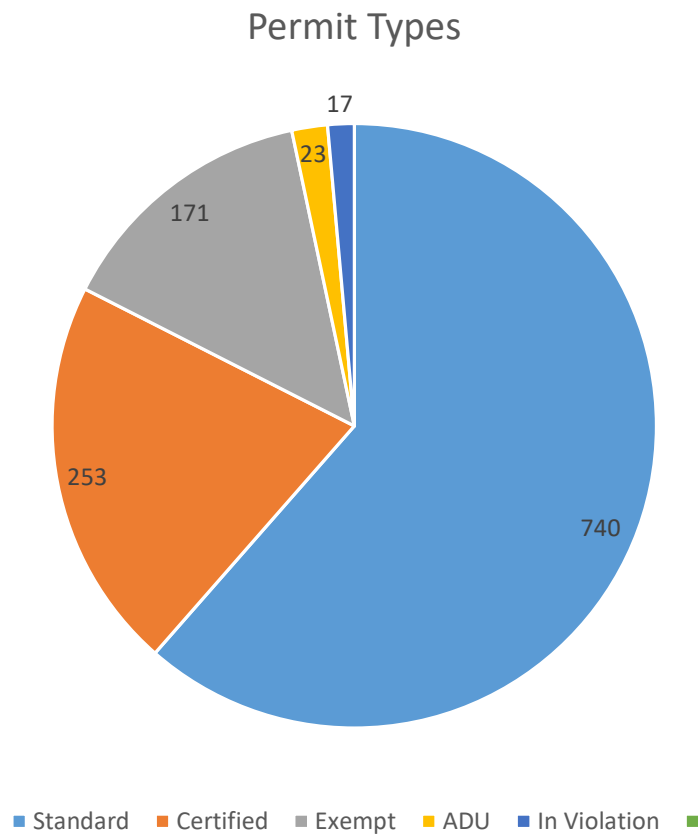


# Rental Permit Stats

2019-2023 Rental Permit Applications Processed



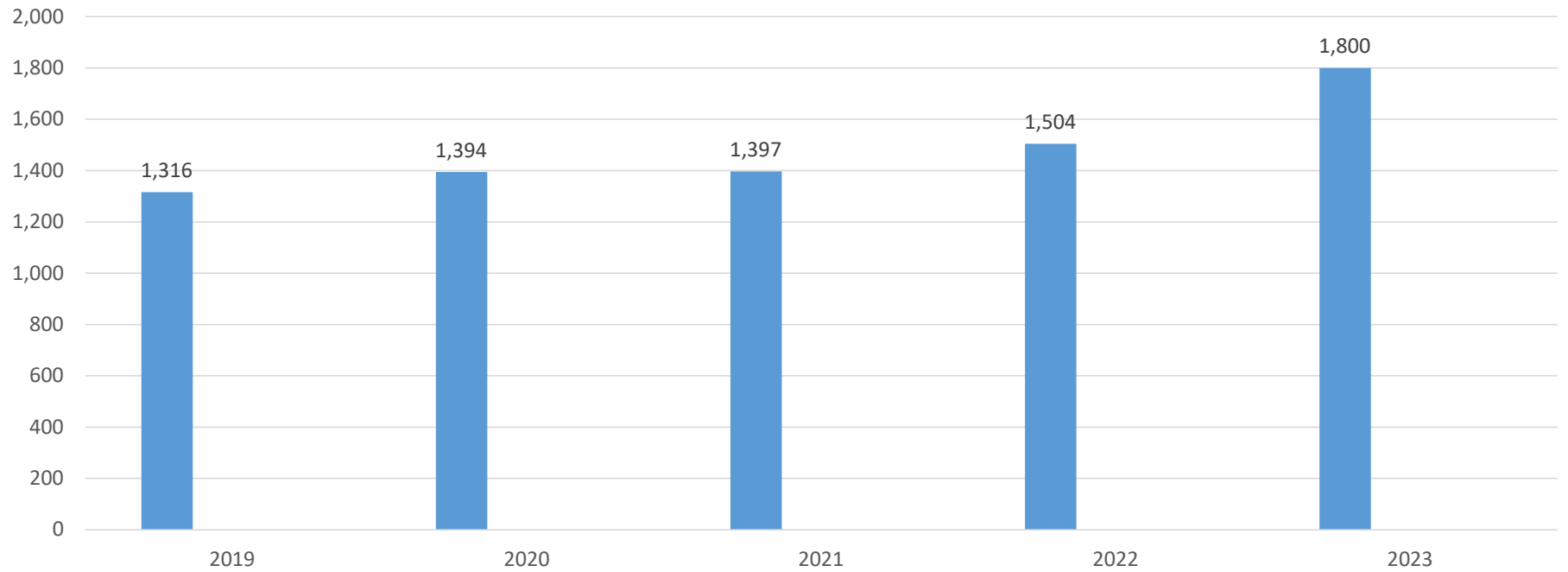
# New Rental Permits By Type



# S.O.S Stats

2019-2022 SOS Statistics

+ 116 from Highway & Environmental in 2023



# Types of S.O.S. Complaints

1	Building Setback Violations
99	Business Operating in a Residential Zone
1	Central Pine Barrens Violations
193	Debris/Dumping/Litter/Trash
1	Driveway Access Issue
166	Housing/Neighborhood Issues
230	Illegal Building - No Permit
205	Illegal Rental
202	Illegally Parked/ Excessive Vehicles
20	Improper Pool Enclosure
79	No Permit/License
234	Other
37	Outdoor Lighting
56	Overcrowding
145	Property Maintenance
7	Rodent/Insect Infestation
25	Sanitation Issues
16	Signage
14	Vacant Houses - Open/ Not Secured

**2020**

**Complaint  
Types**

92	Business Operating in a Residential Zone
140	Debris/Dumping/Litter/Trash
125	Housing/Neighborhood Issues
161	Illegal Building - No Permit
161	Illegal Rental
195	Illegally Parked/ Excessive Vehicles
7	Improper Pool Enclosure
39	No Permit/License
191	Other
42	Outdoor Lighting
1	Over-Clearing related to building construction
35	Overcrowding
180	Property Maintenance
2	Rodent/Insect Infestation
32	Sanitation Issues
14	Signage
1	Town Wetland Violations
10	Vacant Houses - Open/ Not Secured

**2021**

**Complaint  
Types**

139	Illegal Building - No Permit
28	Sanitation Issues
77	Outdoor Lighting
195	Property Maintenance
198	Illegal Rental
217	Other
56	Overcrowding
10	Improper Pool Enclosure
5	Rodent/Insect Infestation
141	Debris/Dumping/Litter
1	Leaf Blower Noise
16	Signage
4	Vacant Houses - Open/ Not Secured
70	Business Operating in a Residential Zone
167	Illegally Parked/ Excessive Vehicles
2	No Tent Permit
111	Housing/Neighborhood Issues
67	No Permit/License

**2022**

**Complaint  
Types**

145	Debris/Dumping
99	Business Operating in a Residential Zone
1	Drainage
4	Failure to obtain a rental permit
134	Housing/Neighborhood Issues
195	Illegal Building - No Permit
182	Illegal Rental
241	Illegally Parked/Excessive Vehicles on Property
18	Improper Pool Enclosure
71	Leaf Blower Noise
27	Litter
1	No Building Permit Posted
1	No Tent Permit
232	Other
87	Outdoor Lighting
1	Over-Clearing related to building construction
66	Overcrowding
1	Pool Barrier Violations
142	Property Maintenance
12	Rodent/Insect Infestation
27	Sanitation Issues
40	Signage
1	Stormwater and Flooding
2	Town Wetland Violations
9	Vacant Houses - Open/ Not Secured

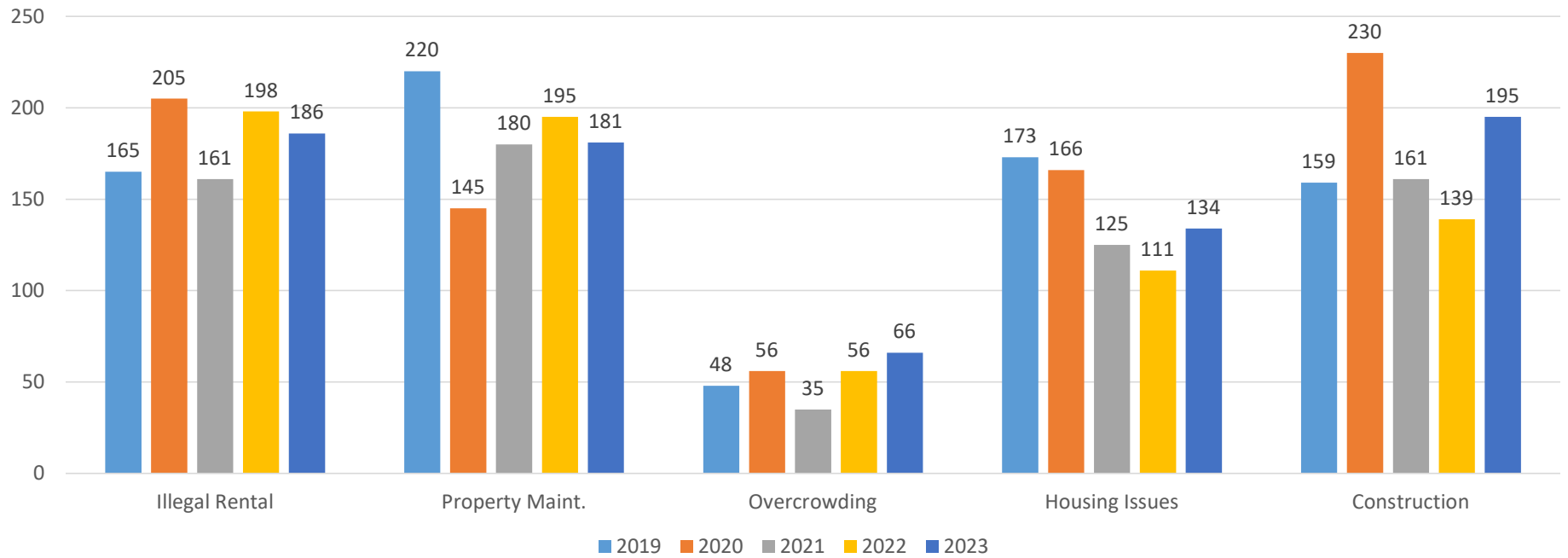
**2023**

**Complaint**

**Types**

# Complaint Types

Chart Title



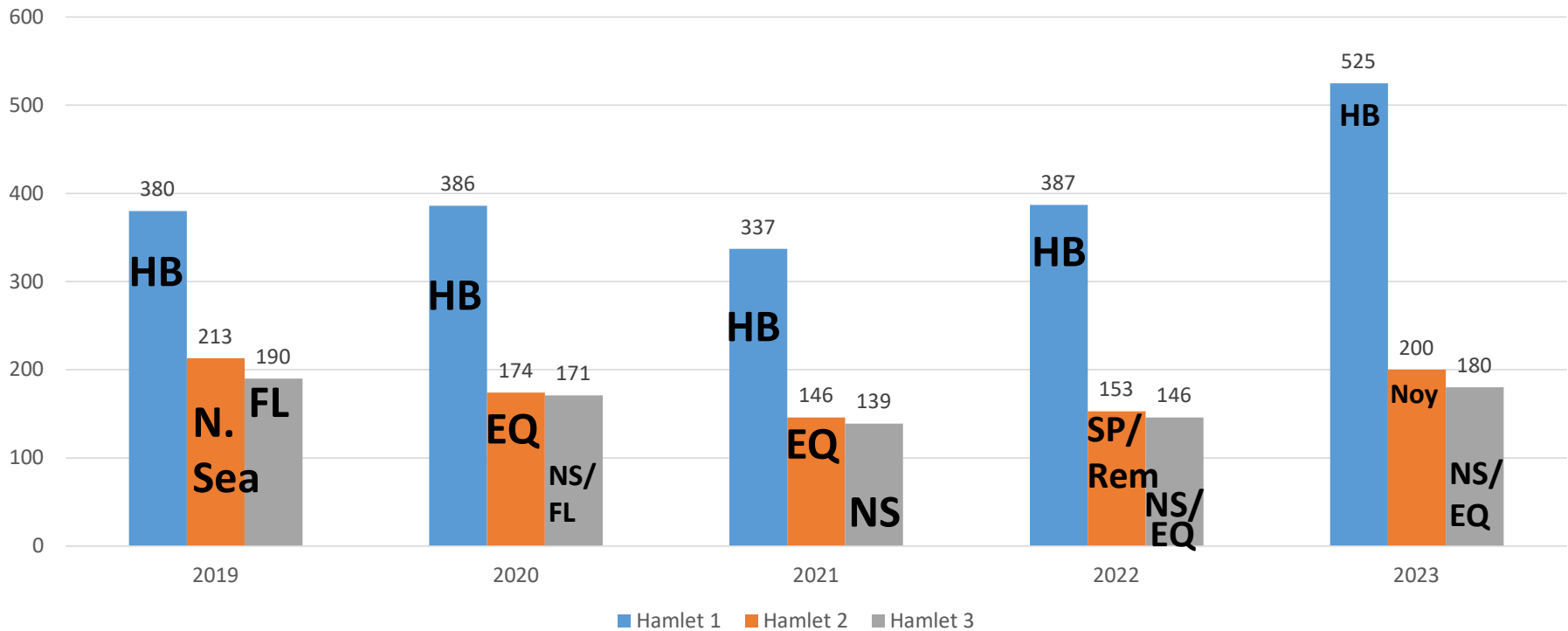
# Complaint Locations 2019-Present

- 98 NULL
- 432 BRIDGEHAMPTON
- 758 EAST QUOGUE
- 100 EASTPORT
- 655 FLANDERS
- 2,015 HAMPTON BAYS
- 849 NORTH SEA
- 56 NORTHAMPTON
- 685 NOYAC
- 115 QUIOGUE
- 248 RIVERSIDE
- 71 SAG HARBOR
- 40 SAGAPONACK
- 375 SHINNECOCK HILLS
- 442 SPEONK-REMSENBURG
- 128 TUCKAHOE
- 84 VILLAGE OF NORTH HAVEN
- 11 VILLAGE OF QUOGUE
- 7 VILLAGE OF SAG HARBOR
- 13 VILLAGE OF SAGAPONACK
- 80 VILLAGE OF SOUTHAMPTON
- 22 VILLAGE OF WESTHAMPTON BEACH
- 352 WATER MILL
- 485 WESTHAMPTON

# Complaint Locations 2023

- 17 NULL
- 84 BRIDGEHAMPTON
- 171 EAST QUOGUE
- 19 EASTPORT
- 107 FLANDERS
- 525 HAMPTON BAYS
- 180 NORTH SEA
- 10 NORTHAMPTON
- 200 NOYAC
- 23 QUIOGUE
- 64 RIVERSIDE
- 10 SAG HARBOR
- 9 SAGAPONACK
- 81 SHINNECOCK HILLS
- 99 SPEONK-REMSENBURG
- 32 TUCKAHOE
- 2 VILLAGE OF NORTH HAVEN
- 0 VILLAGE OF QUOGUE
- 0 VILLAGE OF SAG HARBOR
- 0 VILLAGE OF SAGAPONACK
- 22 VILLAGE OF SOUTHAMPTON
- 4 VILLAGE OF WESTHAMPTON BEACH
- 49 WATER MILL
- 92 WESTHAMPTON

# S.O.S Top Locations By Year



## S.O.S. Statistics

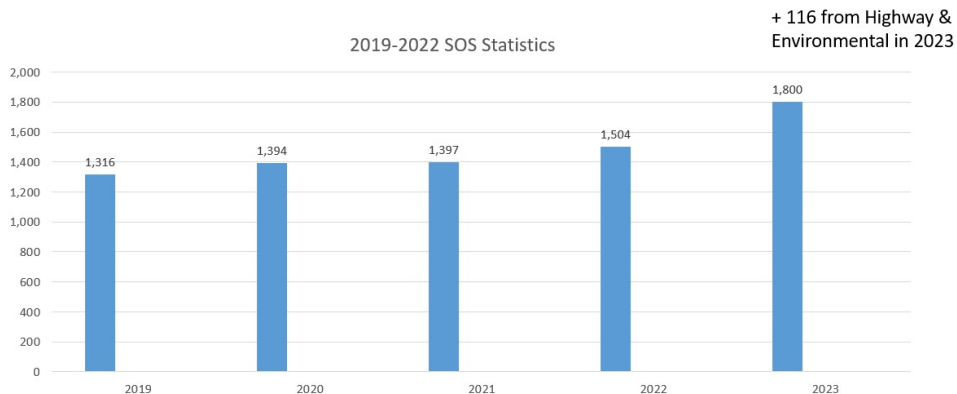
In 2023 from 1/1/23 to 12/31/23 a total of 2,406 S.O.S. complaints or requests for assistance have been received by the Town. Of that total number, 1,800 of those complaints have been directed towards Code Enforcement for investigation. Additionally 116 more complaints were directed towards Highway or Environmental. Code also conducts enforcement activities for both of those departments.

The majority of complaints that come in via the S.O.S. system are responded to by Code Enforcement throughout the year.

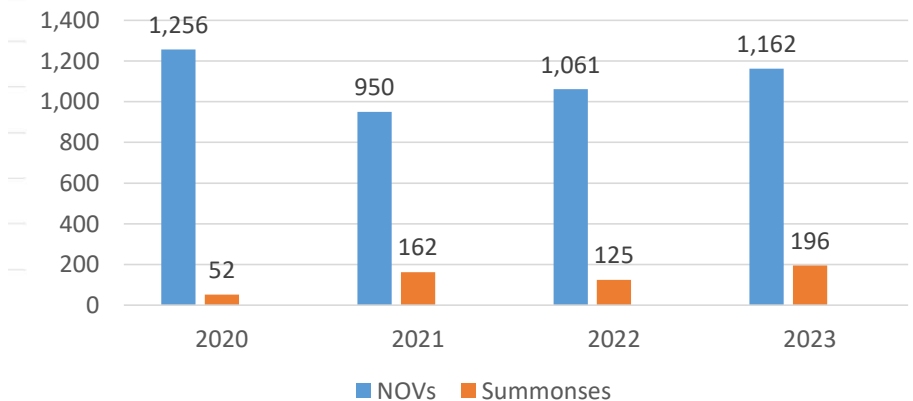
# Enforcement

- Voluntary Compliance is our number one goal.
- Code Enforcement prides itself on educating and informing the public of the requirements of the NYS and Town Code in an effort to gain voluntary compliance.

## S.O.S Stats

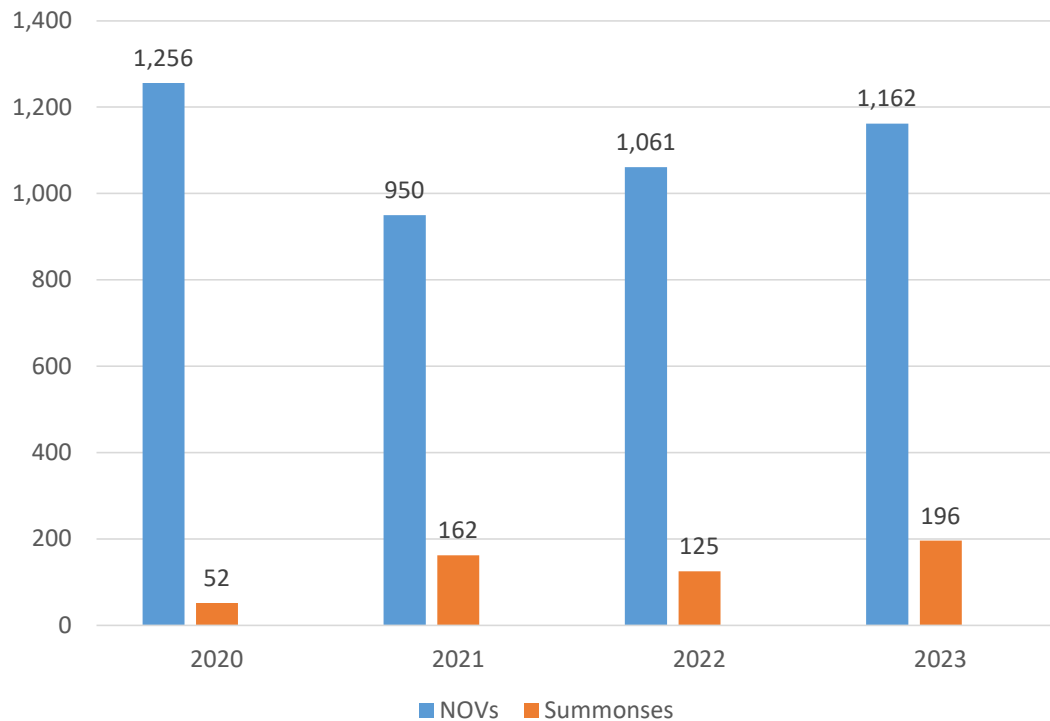


## NOVs and Summonses



# Violations and Summonses

NOVs and Summonses



Of the S.O.S. complaints that come in, many result in at least a Notice of Violation being issued.

In 2023, about 17% of our violations have turned into summonses. This would mean that about 83% of the time we are able to gain voluntary compliance.

# 2023 Changes

- Code Enforcement is available 6 days/week (Sunday-Friday).
- Continued shortened compliance periods on violations.
- Increased coordination with NYS Troopers and Parks to try to hold dumping and littering offenders accountable.
- Updates to Rental Code adopted requiring posting of app or permit #.
- Increasing use of enforcement actions to deal with chronic problem properties.



\* A special thanks to James Gormley, Ross Baldwin and GIS for assistance with SOS stats.