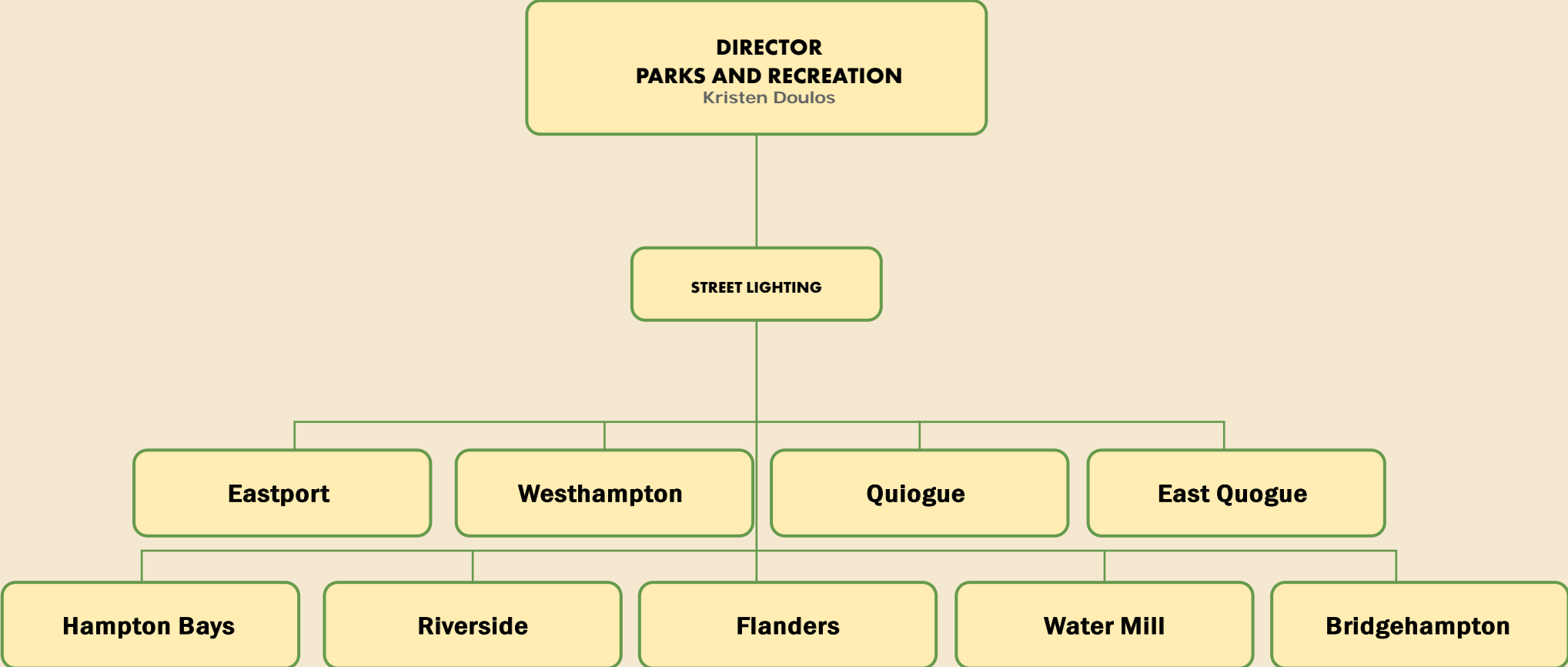
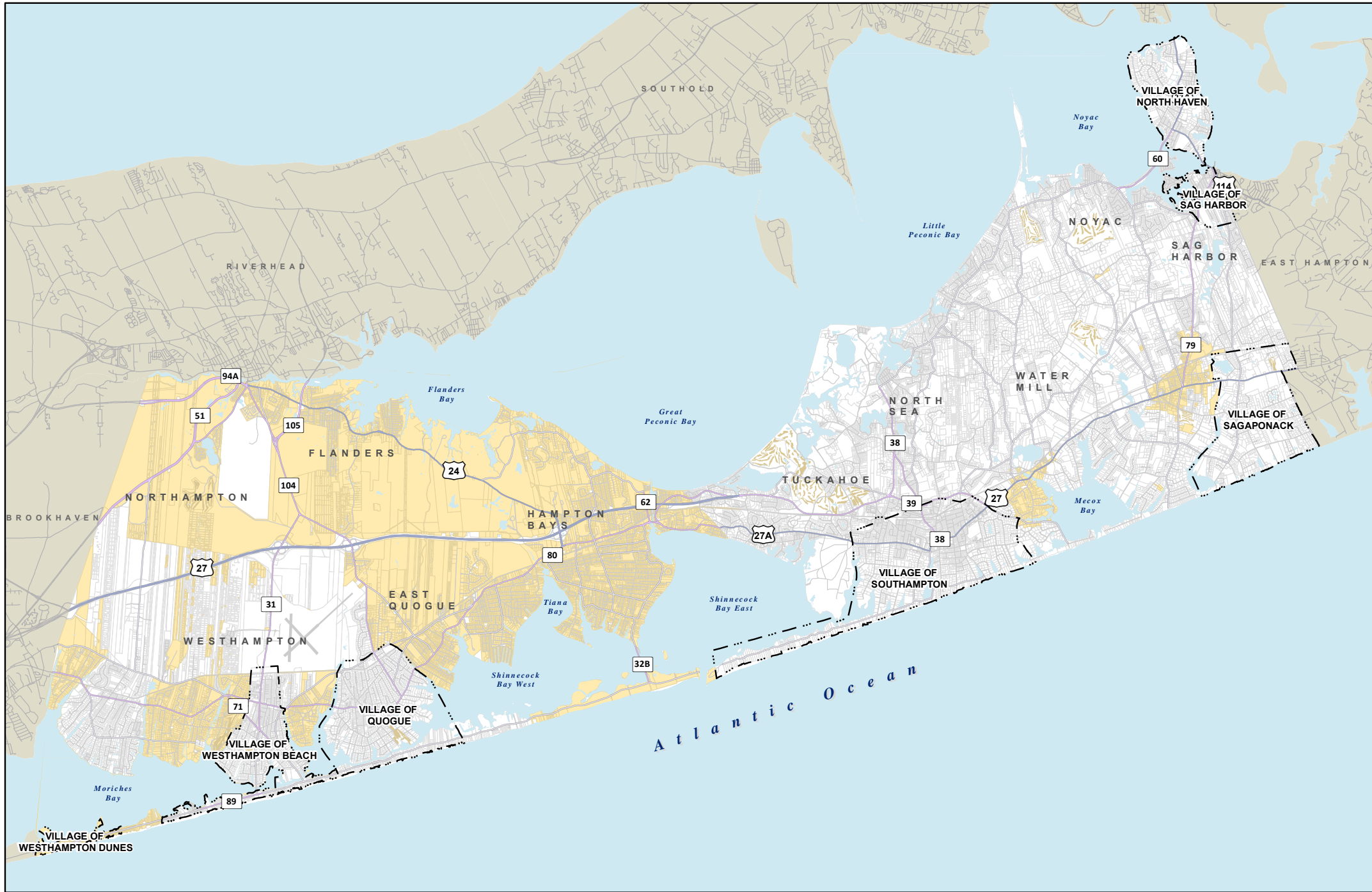


STREET LIGHTING

2024 ORGANIZATIONAL CHART





2024 BUDGET
Special Taxing Districts
Lighting District

Overview

2023 Assessment Roll

Symbols

Lighting District Properties



TOWN OF SOUTHAMPTON
116 Hampton Rd, Southampton NY 11968
www.southamptontownny.gov



Prepared by:
Town of Southampton
Division of Geographic Information
Systems
Date: 8/23/2023
Suffolk County Real Property Tax Service
COPYRIGHT 2023, COUNTY OF SUFFOLK, N.Y.
Real Property Taxmap parcel linework used with permission of
Suffolk County Real Property Tax Service Agency (R.P.T.S.A.)

This Cartographic rendering is a DRAFT MAP excepted from the provisions of the Freedom of Information Law (F.O.I.L.) (Public Officers Law Article 6 Section 84-90) by section 87.2.g in that:

1. The data displayed is an interagency or intra agency draft produced for the purpose of identifying and correcting data.
2. It is not a final agency determination.
3. It is not a statistical or factual compilation of data.
4. In some cases correct data has been left out and questionable or inaccurate data has been exaggerated to help identify errors. In short this is a DRAFT MAP produced in cooperation with the Data sources listed in an effort to aid in the correction of data and is not held out as being complete or accurate in any way.

Department Summary

Department: Lighting Eastport

Budget Year: 2024

Division: Street Lighting Districts

Tax District: Street Lighting Districts

Cost Center #: L050

Manager: Kristen Doulos

NOTES:

Departmental Mission & Responsibilities:

Install and maintain the street lighting fixtures within the Eastport Lighting District.

Workload:

The maintenance of Street Lights within the Eastport Lighting District, which includes the installation of new street lights and the replacement of street light fixtures and arms.

Goals & Objectives:

Formation of a Town-wide Street Lighting District to resolve taxation inequities. The Parks and Recreation Superintendent shall work with the Town Engineer, Town Attorney and the Town Management Services Administrator on any required maps, plans and reports to accomplish the Town Board's legislative approvals and filings with the State Comptroller.

Legal Authority:

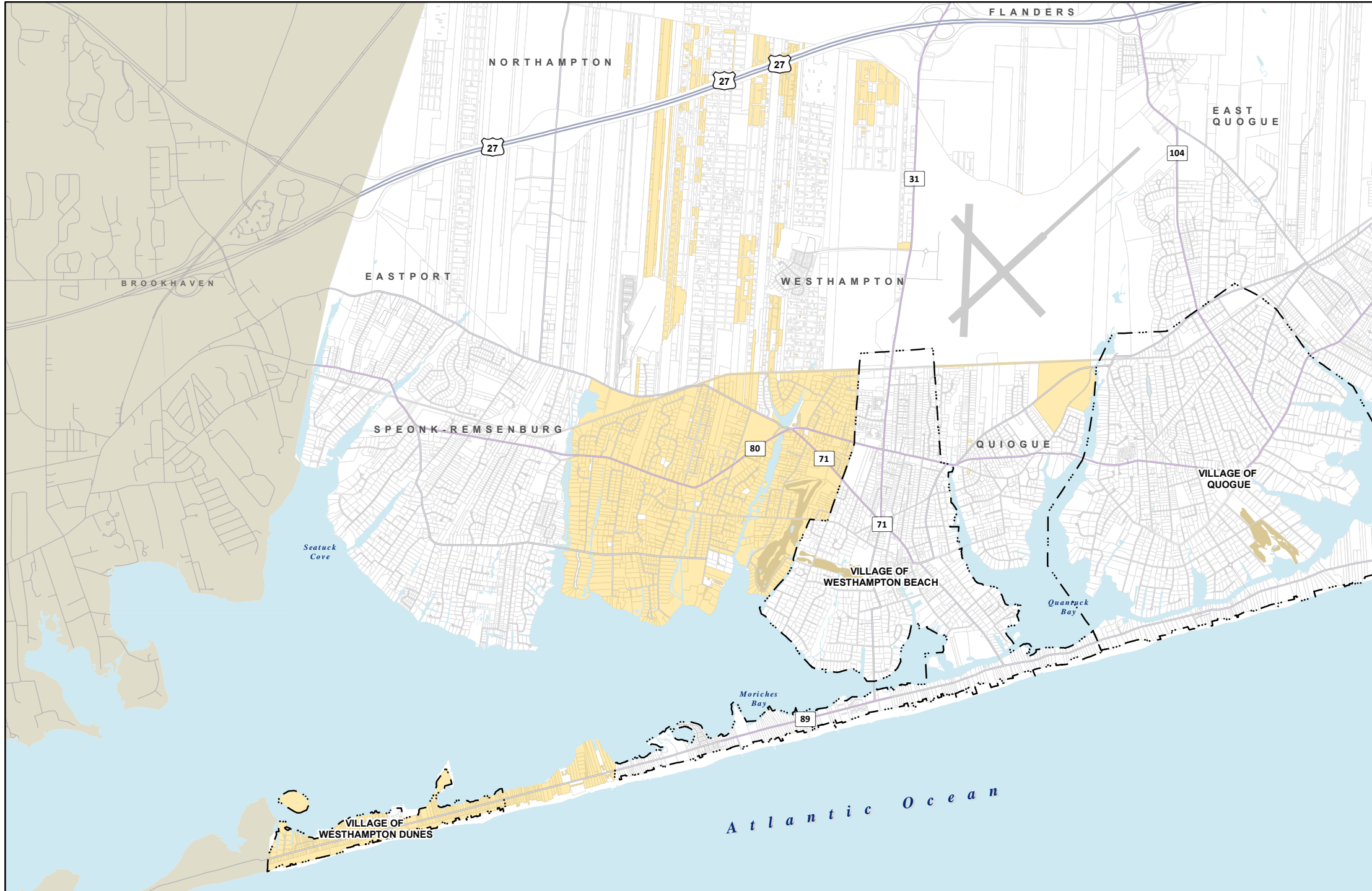
Article 12 of Town Law.

Town of Southampton

2024 Adopted Budget

Lighting Eastport - L050

Account Code	Description	2022 Adopted Budget	2022 Actual	2023 Adopted Budget	2023 Amended Budget	2023 Dec YTD Actual	2024 Requested Budget	2024 Tentative Budget	2024 Preliminary Budget	2024 Adopted Budget	2024 Adopted / 2023 Amended Difference	2024 Adopted / 2023 Amended % of Change	2025 Requested Budget	2025 Tentative Budget	2025 Preliminary Budget	2025 Adopted Budget	
Real Property Taxes:																	
1001	Property Taxes	21,172	21,172	16,642	16,642	16,642	16,762	13,797	13,797	13,797	(2,845)	(17.10%)	16,642	13,677	13,677	13,677	
	Total Real Property Taxes	21,172	21,172	16,642	16,642	16,642	16,762	13,797	13,797	13,797	(2,845)	(17.10%)	16,642	13,677	13,677	13,677	
Other Revenue:																	
1081	Other Payments In Lieu Of Taxes	200	295	290	290	221	290	290	290	290	0	0.00%	290	290	290	290	
1201	Interest And Earnings	700	869	700	700	2,418	700	3,500	3,500	3,500	2,800	400.00%	700	3,500	3,500	3,500	
	Total Other Revenue	900	1,164	990	990	2,639	990	3,790	3,790	3,790	2,800	282.83%	990	3,790	3,790	3,790	
	Total Revenue	22,072	22,336	17,632	17,632	19,281	17,752	17,587	17,587	17,587	(45)	(0.26%)	17,632	17,467	17,467	17,467	
Total Employee Costs											0	0.00%					
Contractual:																	
6401	Contracts	1,200	783	1,200	1,200	445	1,320	1,320	1,320	1,320	(120)	(10.00%)	1,200	1,200	1,200	1,200	
6404	Electric	10,442	4,339	6,265	6,265	3,203	6,265	6,100	6,100	6,100	165	2.63%	6,265	6,100	6,100	6,100	
	Total Contractual	11,642	5,122	7,465	7,465	3,648	7,585	7,420	7,420	7,420	45	0.60%	7,465	7,300	7,300	7,300	
Debt Service:																	
6600	Debt Service Principal Expense	259	259	0	0	0	0	0	0	0	0	0.00%	0	0	0	0	
6656	Installment Debt Principal Expense	9,337	9,337	9,506	9,506	9,506	9,506	9,678	9,678	9,678	(172)	(1.81%)	9,678	9,853	9,853	9,853	
6700	Debt Service Interest Expense	4	4	0	0	0	0	0	0	0	0	0.00%	0	0	0	0	
6757	Installment Debt Interest Expense	830	829	661	661	661	661	489	489	489	172	26.02%	489	314	314	314	
	Total Debt Service	10,430	10,429	10,167	10,167	10,166	10,167	10,167	10,167	10,167	0	0.00%	10,167	10,167	10,167	10,167	
	Total Expenditures	22,072	15,551	17,632	17,632	13,814	17,752	17,587	17,587	17,587	45	0.26%	17,632	17,467	17,467	17,467	
	Net Surplus (Deficit)	0	6,785	0	0	5,467	0	0	0	0			0	0	0	0	



2024 BUDGET
Special Taxing Districts
Lighting District

Westhampton

2023 Assessment Roll

<i>Total Assessed Value</i>	\$2,518,096,414
<i>Total Exempt Value</i>	\$177,482,617
<i>Total Taxable Value</i>	\$2,340,613,797

Symbols


Lighting District Properties

0

 0.95 Miles



TOWN OF SOUTHAMPTON
 116 Hampton Rd, Southampton NY 11968
www.southamptontownny.gov



Prepared by:
 Town of Southampton
 Division of Geographic Information
 Systems
 Date: 8/23/2023

Suffolk County Real Property Tax Service
 COPYRIGHT 2023, COUNTY OF SUFFOLK, N.Y.
 Real Property Taxmap parcel line work used with permission of
 Suffolk County Real Property Tax Service Agency (R.P.T.S.A.)

- This Cartographic rendering is a DRAFT MAP excepted from the provisions of the Freedom of Information Law (F.O.I.L.), [Public Officers Law Article 6 Section 84-90] by section 87.2(g) in that:
1. The data displayed is an interagency or intra agency draft produced for the purpose of identifying and correcting data.
 2. It is not a final agency determination.
 3. It is not a statistical or factual compilation of data.
 4. In some cases correct data has been left out and questionable or inaccurate data has been exaggerated to help identify errors. In short this is a DRAFT MAP produced in cooperation with the Data sources listed in an effort to aid in the correction of data and is not held out as being complete or accurate in any way.

Department Summary

Department: Lighting Westhampton

Budget Year: 2024

Division: Street Lighting Districts

Tax District: Street Lighting Districts

Cost Center #: L051

Manager: Kristen Doulos

NOTES:

Departmental Mission & Responsibilities:

Install and maintain the street lighting fixtures within the Westhampton Lighting District.

Workload:

The maintenance of Street Lights within the Westhampton Lighting District, which includes the installation of new street lights and the replacement of street light fixtures and arms.

Goals & Objectives:

Formation of a Town-wide Street Lighting District to resolve taxation inequities. The Parks and Recreation Superintendent shall work with the Town Engineer, Town Attorney and the Town Management Services Administrator on any required maps, plans and reports to accomplish the Town Board's legislative approvals and filings with the State Comptroller.

Legal Authority:

Article 12 of Town Law.

Town of Southampton

2024 Adopted Budget

Lighting Westhampton - L051

Account Code	Description	2022 Adopted Budget	2022 Actual	2023 Adopted Budget	2023 Amended Budget	2023 Dec YTD Actual	2024 Requested Budget	2024 Tentative Budget	2024 Preliminary Budget	2024 Adopted Budget	2024 Adopted / 2023 Amended Difference	2024 Adopted / 2023 % of Change	2025 Requested Budget	2025 Tentative Budget	2025 Preliminary Budget	2025 Adopted Budget
Real Property Taxes:																
1001	Property Taxes	45,986	45,986	35,684	35,684	35,684	35,684	30,774	30,774	30,774	(4,910)	(13.76%)	35,684	30,474	30,474	30,474
	Total Real Property Taxes	45,986	45,986	35,684	35,684	35,684	35,684	30,774	30,774	30,774	(4,910)	(13.76%)	35,684	30,474	30,474	30,474
Other Revenue:																
1081	Other Payments In Lieu Of Taxes	260	368	370	370	281	370	280	280	280	(90)	(24.32%)	370	280	280	280
1201	Interest And Earnings	800	1,751	800	800	4,652	1,100	5,200	5,200	5,200	4,400	550.00%	800	5,200	5,200	5,200
	Total Other Revenue	1,060	2,118	1,170	1,170	4,933	1,470	5,480	5,480	5,480	4,310	368.38%	1,170	5,480	5,480	5,480
	Total Revenue	47,046	48,104	36,854	36,854	40,617	37,154	36,254	36,254	36,254	(600)	(1.63%)	36,854	35,954	35,954	35,954
Total Employee Costs											0	0.00%				
Contractual:																
6401	Contracts	3,000	1,967	3,000	3,000	1,112	3,300	3,300	3,300	3,300	(300)	(10.00%)	3,000	3,000	3,000	3,000
6404	Electric	24,000	8,734	14,400	14,400	6,449	14,400	13,500	13,500	13,500	900	6.25%	14,400	13,500	13,500	13,500
	Total Contractual	27,000	10,701	17,400	17,400	7,560	17,700	16,800	16,800	16,800	600	3.45%	17,400	16,500	16,500	16,500
Debt Service:																
6600	Debt Service Principal Expense	583	583	0	0	0	0	0	0	0	0	0.00%	0	0	0	0
6656	Installment Debt Principal Expense	17,866	17,865	18,189	18,189	18,188	18,189	18,518	18,518	18,518	(329)	(1.81%)	18,518	18,853	18,853	18,853
6700	Debt Service Interest Expense	9	8	0	0	0	0	0	0	0	0	0.00%	0	0	0	0
6757	Installment Debt Interest Expense	1,588	1,587	1,265	1,265	1,264	1,265	936	936	936	329	26.01%	936	601	601	601
	Total Debt Service	20,046	20,044	19,454	19,454	19,452	19,454	19,454	19,454	19,454	0	0.00%	19,454	19,454	19,454	19,454
	Total Expenditures	47,046	30,744	36,854	36,854	27,013	37,154	36,254	36,254	36,254	600	1.63%	36,854	35,954	35,954	35,954
	Net Surplus (Deficit)	0	17,360	0	0	13,605	0	0	0	0			0	0	0	0



2024 BUDGET	
Special Taxing Districts	
Lighting District	
	<i>Quiogue</i>
2023 Assessment Roll	
Total Assessed Value	\$611,681,888
Total Exempt Value	\$42,811,942
Total Taxable Value	\$568,869,946
Symbols	
	Lighting District Properties
TOWN OF SOUTHAMPTON 116 Hampton Rd, Southampton NY 11968 www.southamptontownny.gov	
Prepared by: Town of Southampton Division of Geographic Information Systems Date: 8/23/2023	
Suffolk County Real Property Tax Service COPYRIGHT 2023, COUNTY OF SUFFOLK, N.Y. Real Property Taxmap parcel framework used with permission of Suffolk County Real Property Tax Service Agency (R.P.T.S.A.)	
This Cartographic rendering is a DRAFT MAP excepted from the provisions of the Freedom of Information Law (F.O.I.L.) (Public Officers Law Article 6 Section 84-90) by section 87.2.g in that:	
1. The data displayed is an interagency or intra agency draft produced for the purpose of identifying and correcting data.	
2. It is not a final agency determination.	
3. It is not a statistical or factual compilation of data.	
4. In some cases correct data has been left out and questionable or inaccurate data has been exaggerated to help identify errors. In short this is a DRAFT MAP produced in cooperation with the Data sources listed in an effort to aid in the correction of data and is not held out as being complete or accurate in any way.	

Department Summary

Department: Lighting Quiogue

Budget Year: 2024
Division: Street Lighting Districts
Tax District: Street Lighting Districts

Cost Center #: L052
Manager: Kristen Doulos

Departmental Mission & Responsibilities:

Install and maintain the street lighting fixtures within the Quiogue Lighting District.

Workload:

The maintenance of Street Lights within the Quiogue Lighting District, which includes the installation of new street lights and the replacement of street light fixtures and arms.

Goals & Objectives:

Formation of a Town-wide Street Lighting District to resolve taxation inequities. The Parks and Recreation Superintendent (Director of Street Lighting) shall work with the Town Engineer, Town Attorney and the Town Management Services Administrator on any required maps, plans and reports to accomplish the Town Board's legislative approvals and filings with the State Comptroller.

Legal Authority:

Article 12 of Town Law.

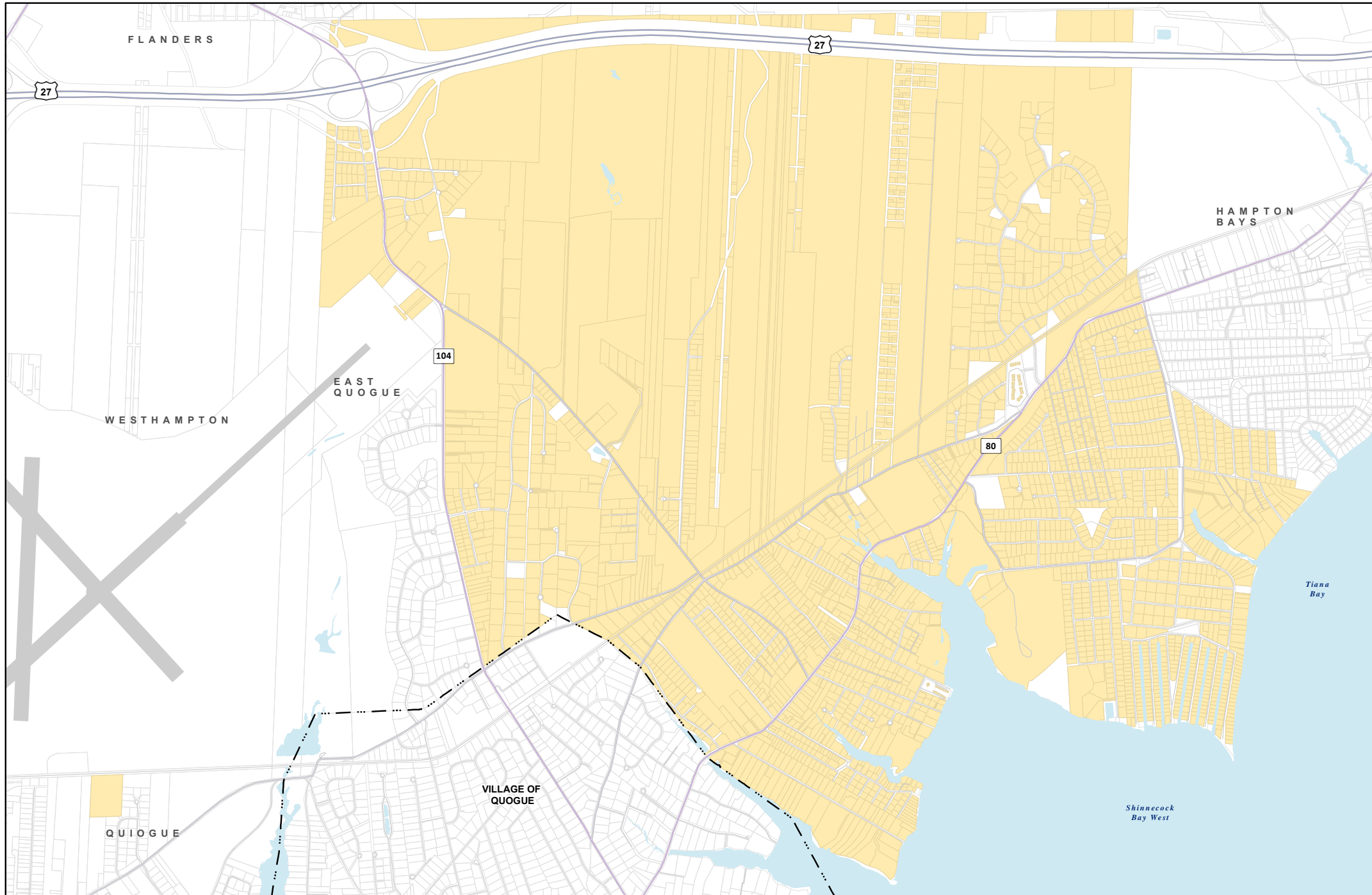
NOTES:

Town of Southampton

2024 Adopted Budget

Lighting Quiogue - L052

Account Code	Description	2022 Adopted Budget	2022 Actual	2023 Adopted Budget	2023 Amended Budget	2023 Dec YTD Actual	2024 Requested Budget	2024 Tentative Budget	2024 Preliminary Budget	2024 Adopted Budget	2024 Adopted / 2023 Amended Difference	2024 Adopted / 2023 Amended % of Change	2025 Requested Budget	2025 Tentative Budget	2025 Preliminary Budget	2025 Adopted Budget	
	Real Property Taxes:																
1001	Property Taxes	15,159	15,159	11,746	11,746	11,746	11,746	9,636	9,636	9,636	(2,110)	(17.96%)	11,746	9,246	9,246	9,246	
	Total Real Property Taxes	15,159	15,159	11,746	11,746	11,746	11,746	9,636	9,636	9,636	(2,110)	(17.96%)	11,746	9,246	9,246	9,246	
	Other Revenue:																
1081	Other Payments In Lieu Of Taxes	85	68	60	60	51	60	60	60	60	0	0.00%	60	60	60	60	
1201	Interest And Earnings	700	776	700	700	2,152	790	2,900	2,900	2,900	2,200	314.29%	700	3,200	3,200	3,200	
	Total Other Revenue	785	843	760	760	2,203	850	2,960	2,960	2,960	2,200	289.47%	760	3,260	3,260	3,260	
	Total Revenue	15,944	16,002	12,506	12,506	13,949	12,596	12,596	12,596	12,596	90	0.72%	12,506	12,506	12,506	12,506	
	Total Employee Costs										0	0.00%					
	Contractual:																
6401	Contracts	900	605	900	900	334	990	990	990	990	(90)	(10.00%)	900	900	900	900	
6404	Electric	8,100	2,751	4,860	4,860	2,019	4,860	4,860	4,860	4,860	0	0.00%	4,860	4,860	4,860	4,860	
	Total Contractual	9,000	3,356	5,760	5,760	2,353	5,850	5,850	5,850	5,850	(90)	(1.56%)	5,760	5,760	5,760	5,760	
	Debt Service:																
6600	Debt Service Principal Expense	195	193	0	0	0	0	0	0	0	0	0.00%	0	0	0	0	
6656	Installment Debt Principal Expense	6,195	6,195	6,307	6,307	6,307	6,307	6,421	6,421	6,421	(114)	(1.81%)	6,421	6,537	6,537	6,537	
6700	Debt Service Interest Expense	3	3	0	0	0	0	0	0	0	0	0.00%	0	0	0	0	
6757	Installment Debt Interest Expense	551	550	439	439	438	439	325	325	325	114	25.92%	325	209	209	209	
	Total Debt Service	6,944	6,941	6,746	6,746	6,745	6,746	6,746	6,746	6,746	0	0.00%	6,746	6,746	6,746	6,746	
	Total Expenditures	15,944	10,296	12,506	12,506	9,097	12,596	12,596	12,596	12,596	(90)	(0.72%)	12,506	12,506	12,506	12,506	
	Net Surplus (Deficit)	0	5,706	0	0	4,852	0	0	0	0			0	0	0	0	



2024 BUDGET
Special Taxing Districts
Lighting District


East Quogue

2023 Assessment Roll

Total Assessed Value
\$2,101,035,414

Total Exempt Value
\$112,452,380

Total Taxable Value
\$1,988,583,034

Symbols
 Lighting District Properties




TOWN OF SOUTHAMPTON
 116 Hampton Rd, Southampton NY 11968
www.southamptontownny.gov

Prepared by:
 Town of Southampton
 Division of Geographic Information
 Systems
 Date: 8/23/2023
 Suffolk County Real Property Tax Service
 COPYRIGHT 2023, COUNTY OF SUFFOLK, N.Y.
 Real Property Taxmap parcel linework used with permission of
 Suffolk County Real Property Tax Service Agency (R.P.T.S.A.)

This Cartographic rendering is a DRAFT MAP excepted from the provisions of the Freedom of Information Law (FOIL), (Public Officers Law Article 6 Section 84-90) by section 87.2(g) in that:

1. The data displayed is an interagency or intra agency draft produced for the purpose of identifying and correcting data.
2. It is not a final agency determination.
3. It is not a statistical or factual compilation of data.
4. In some cases correct data has been left out and questionable or inaccurate data has been exaggerated to help identify errors. In short this is a DRAFT MAP produced in cooperation with the Data sources listed in an effort to aid in the correction of data and is not held out as being complete or accurate in any way.

Department Summary

Department: Lighting East Quogue

Budget Year: 2024

Division: Street Lighting Districts

Tax District: Street Lighting Districts

Cost Center #: L053

Manager: Kristen Doulos

Departmental Mission & Responsibilities:

Install and maintain the street lighting fixtures within the East Quogue Lighting District.

Workload:

The maintenance of Street Lights within the East Quogue Lighting District, which includes the installation of new street lights and the replacement of street light fixtures and arms.

Goals & Objectives:

Formation of a Town-wide Street Lighting District to resolve taxation inequities. The Parks and Recreation Superintendent shall work with the Town Engineer, Town Attorney and the Town Management Services Administrator on any required maps, plans and reports to accomplish the Town Board's legislative approvals and filings with the State Comptroller.

Legal Authority:

Article 12 of Town Law.

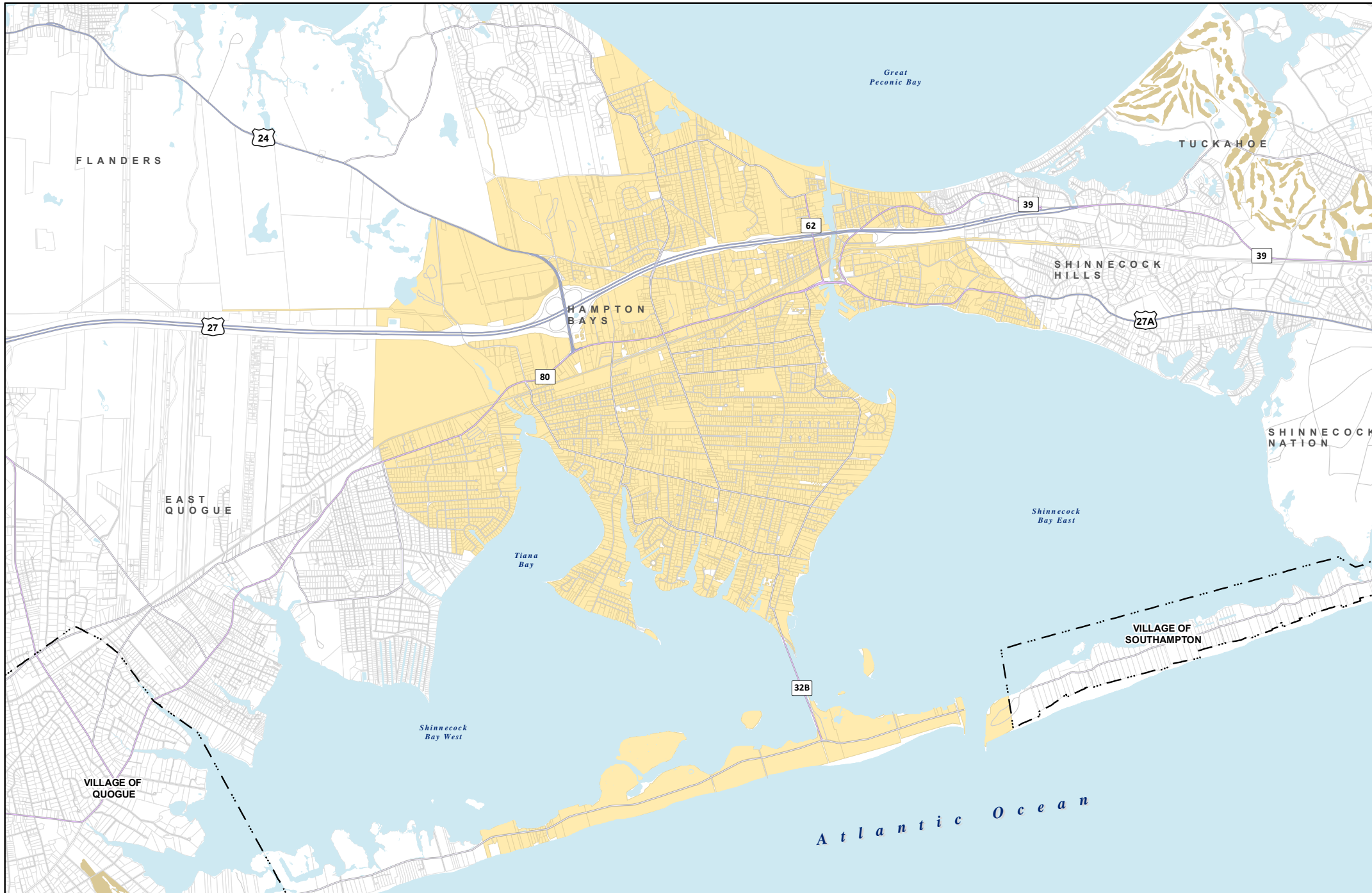
NOTES:

Town of Southamptton

2024 Adopted Budget

Lighting East Quogue - L053

Account Code	Description	2022 Adopted Budget	2022 Actual	2023 Adopted Budget	2023 Amended Budget	2023 Dec YTD Actual	2024 Requested Budget	2024 Tentative Budget	2024 Preliminary Budget	2024 Adopted Budget	2024 Adopted / 2023 Amended Difference	2024 Adopted / 2023 % of Change	2025 Requested Budget	2025 Tentative Budget	2025 Preliminary Budget	2025 Adopted Budget
Real Property Taxes:																
1001	Property Taxes	69,440	69,440	56,628	56,628	56,628	56,628	51,083	51,083	51,083	(5,545)	(9.79%)	56,629	50,164	50,164	50,164
	Total Real Property Taxes	69,440	69,440	56,628	56,628	56,628	56,628	51,083	51,083	51,083	(5,545)	(9.79%)	56,629	50,164	50,164	50,164
Other Revenue:																
1081	Other Payments In Lieu Of Taxes	245	241	245	245	196	245	211	211	211	(34)	(13.88%)	245	210	210	210
1201	Interest And Earnings	1,000	1,992	1,000	1,000	5,530	1,420	7,000	7,000	7,000	6,000	600.00%	1,000	7,500	7,500	7,500
	Total Other Revenue	1,245	2,233	1,245	1,245	5,727	1,665	7,211	7,211	7,211	5,966	479.20%	1,245	7,710	7,710	7,710
	Total Revenue	70,685	71,673	57,873	57,873	62,355	58,293	58,294	58,294	58,294	421	0.73%	57,874	57,874	57,874	57,874
Total Employee Costs											0	0.00%				
Contractual:																
6401	Contracts	4,200	3,060	4,200	4,200	2,285	4,620	4,620	4,620	4,620	(420)	(10.00%)	4,200	4,200	4,200	4,200
6404	Electric	29,460	14,801	17,700	17,700	10,865	17,700	17,700	17,700	17,700	0	0.00%	17,700	17,700	17,700	17,700
	Total Contractual	33,660	17,862	21,900	21,900	13,150	22,320	22,320	22,320	22,320	(420)	(1.92%)	21,900	21,900	21,900	21,900
Debt Service:																
6600	Debt Service Principal Expense	1,036	1,035	0	0	0	0	0	0	0	0	0.00%	0	0	0	0
6656	Installment Debt Principal Expense	33,038	33,038	33,635	33,635	33,635	33,635	34,244	34,244	34,244	(609)	(1.81%)	34,244	34,863	34,863	34,863
6700	Debt Service Interest Expense	16	15	0	0	0	0	0	0	0	0	0.00%	0	0	0	0
6757	Installment Debt Interest Expense	2,935	2,935	2,338	2,338	2,338	2,338	1,730	1,730	1,730	608	26.01%	1,730	1,111	1,111	1,111
	Total Debt Service	37,025	37,022	35,973	35,973	35,972	35,973	35,974	35,974	35,974	(1)	0.00%	35,974	35,974	35,974	35,974
	Total Expenditures	70,685	54,884	57,873	57,873	49,122	58,293	58,294	58,294	58,294	(421)	(0.73%)	57,874	57,874	57,874	57,874
	Net Surplus (Deficit)	0	16,789	0	0	13,232	0	0	0	0			0	0	0	0



2024 BUDGET
Special Taxing Districts
Lighting District

Hampton Bays

2023 Assessment Roll

Total Assessed Value
\$4,425,717,528


Total Exempt Value
\$442,019,641

Total Taxable Value
\$3,983,697,887

Symbols
 Lighting District Properties




TOWN OF SOUTHAMPTON
 116 Hampton Rd, Southampton NY 11968
www.southamptontownny.gov


 Prepared by:
 Town of Southampton
 Division of Geographic Information
 Systems
 Date: 8/23/2023

Suffolk County Real Property Tax Service
 COPYRIGHT 2023, COUNTY OF SUFFOLK, N.Y.
 Real Property Taxmap parcel linework used with permission of
 Suffolk County Real Property Tax Service Agency (R.P.T.S.A.)

This Cartographic rendering is a DRAFT MAP excepted from
 the provisions of the Freedom of Information Law (FOIL)
 [Public Officers Law Article 6 Section 84-90] by section 87.2.g
 in that:

- 1.The data displayed is an interagency or intra agency draft produced for the purpose of identifying and correcting data.
- 2.It is not a final agency determination.
- 3.It is not a statistical or factual compilation of data.
4. In some cases correct data has been left out and questionable or inaccurate data has been exaggerated to help identify errors. In short this is a DRAFT MAP produced in cooperation with the Data sources listed in an effort to aid in the correction of data and is not held out as being complete or accurate in any way.

Department Summary

Department: Lighting Hampton Bays

Budget Year: 2024

Division: Street Lighting Districts

Tax District: Street Lighting Districts

Cost Center #: L054

Manager: Kristen Doulos

NOTES:

Departmental Mission & Responsibilities:

Install and maintain the street lighting fixtures within the Hampton Bays Lighting District.

Workload:

The maintenance of Street Lights within the Hampton Bays Lighting District which, includes the installation of new street lights and the replacement of street light fixtures and arms.

Goals & Objectives:

Formation of a Town-wide Street Lighting District to resolve taxation inequities. The Parks and Recreation Superintendent shall work with the Town Engineer, Town Attorney and the Town Management Services Administrator on any required maps, plans and reports to accomplish the Town Board's legislative approvals and filings with the State Comptroller.

Legal Authority:

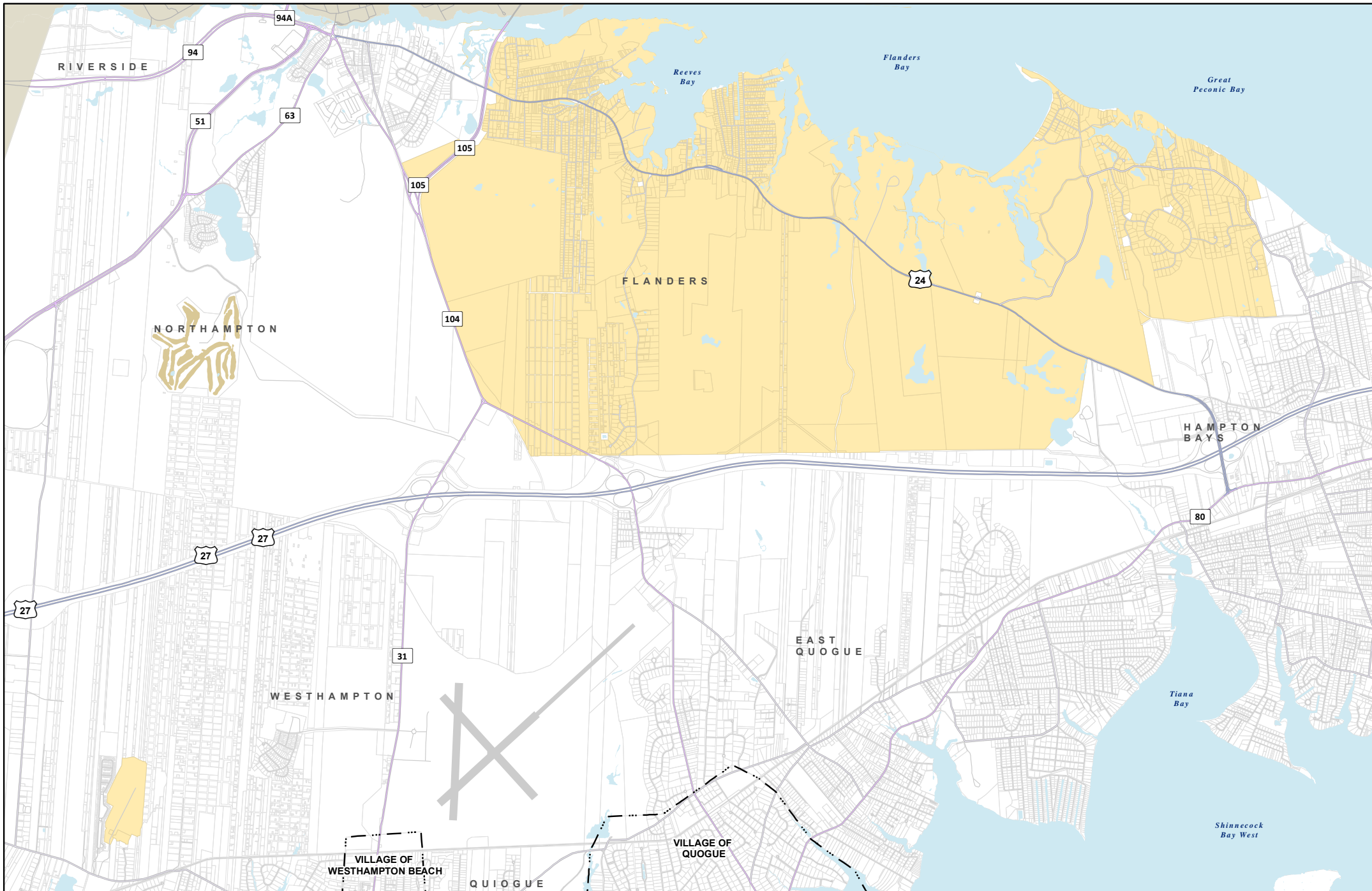
Article 12 of Town Law.

Town of Southampton

2024 Adopted Budget

Lighting Hampton Bays - L054

Account Code	Description	2022 Adopted Budget	2022 Actual	2023 Adopted Budget	2023 Amended Budget	2023 Dec YTD Actual	2024 Requested Budget	2024 Tentative Budget	2024 Preliminary Budget	2024 Adopted Budget	2024 Adopted / 2023 Amended Difference	2024 Adopted / 2023 Amended % of Change	2025 Requested Budget	2025 Tentative Budget	2025 Preliminary Budget	2025 Adopted Budget
	Real Property Taxes:															
1001	Property Taxes	176,783	176,783	140,191	140,191	140,191	135,608	120,828	120,828	120,828	(19,363)	(13.81%)	134,598	119,818	119,818	119,818
	Total Real Property Taxes	176,783	176,783	140,191	140,191	140,191	135,608	120,828	120,828	120,828	(19,363)	(13.81%)	134,598	119,818	119,818	119,818
	Other Revenue:															
1081	Other Payments In Lieu Of Taxes	600	1,169	1,150	1,150	917	1,150	930	930	930	(220)	(19.13%)	1,150	930	930	930
1201	Interest And Earnings	2,500	4,319	2,500	2,500	11,693	2,500	15,500	15,500	15,500	13,000	520.00%	2,500	15,500	15,500	15,500
	Total Other Revenue	3,100	5,488	3,650	3,650	12,609	3,650	16,430	16,430	16,430	12,780	350.14%	3,650	16,430	16,430	16,430
	Total Revenue	179,883	182,271	143,841	143,841	152,800	139,258	137,258	137,258	137,258	(6,583)	(4.58%)	138,248	136,248	136,248	136,248
	Total Employee Costs										0	0.00%				
	Contractual:															
6401	Contracts	9,000	6,976	9,000	19,000	13,827	9,900	9,900	9,900	9,900	9,100	47.89%	9,000	9,000	9,000	9,000
6404	Electric	65,700	35,684	40,000	40,000	25,917	40,000	38,000	38,000	38,000	2,000	5.00%	40,000	38,000	38,000	38,000
	Total Contractual	74,700	42,660	49,000	59,000	39,744	49,900	47,900	47,900	47,900	11,100	18.81%	49,000	47,000	47,000	47,000
	Debt Service:															
6600	Debt Service Principal Expense	15,491	15,491	5,483	5,483	0	0	0	0	0	5,483	100.00%	0	0	0	0
6656	Installment Debt Principal Expense	81,966	81,965	83,448	83,448	83,447	83,448	84,957	84,957	84,957	(1,509)	(1.81%)	84,957	86,493	86,493	86,493
6700	Debt Service Interest Expense	444	443	110	110	55	110	110	110	110	0	0.00%	0	0	0	0
6757	Installment Debt Interest Expense	7,282	7,281	5,800	5,800	5,799	5,800	4,291	4,291	4,291	1,509	26.02%	4,291	2,755	2,755	2,755
	Total Debt Service	105,183	105,180	94,841	94,841	89,301	89,358	89,358	89,358	89,358	5,483	5.78%	89,248	89,248	89,248	89,248
	Total Expenditures	179,883	147,840	143,841	153,841	129,045	139,258	137,258	137,258	137,258	16,583	10.78%	138,248	136,248	136,248	136,248
	Net Surplus (Deficit)	0	34,430	0	(10,000)	23,755	0	0	0	0			0	0	0	0
	Appropriated Fund Balance:															
9090	Appropriated Fund Balance	0	0	0	10,000	0	0	0	0	0			0	0	0	0
	Net Surplus (Deficit)	0	34,430	0	0	23,755	0	0	0	0			0	0	0	0



2024 BUDGET
 Special Taxing Districts
Lighting District
 Flanders

2023 Assessment Roll


Total Assessed Value	\$1,031,674,805
Total Exempt Value	\$164,033,000
Total Taxable Value	\$867,641,805

Symbols

Lighting District Properties

0 0.85 Miles


TOWN OF SOUTHAMPTON
 116 Hampton Rd, Southampton NY 11968
www.southamptontownny.gov


 Prepared by:
 Town of Southampton
 Division of Geographic Information
 Systems
 Date: 8/23/2023
 Suffolk County Real Property Tax Service
 COPYRIGHT 2023, COUNTY OF SUFFOLK, N.Y.
 Real Property Taxmap parcel linework used with permission of
 Suffolk County Real Property Tax Service Agency (R.P.T.S.A.)

- This Cartographic rendering is a DRAFT MAP excepted from the provisions of the Freedom of Information Law (F.O.I.L.) [Public Officers Law Article 6 Section 84-90] by section 87.2-g in that:
1. The data displayed is an interagency or intra agency draft produced for the purpose of identifying and correcting data.
 2. It is not a final agency determination.
 3. It is not a statistical or factual compilation of data.
 4. In some cases correct data has been left out and questionable or inaccurate data has been exaggerated to help identify errors. In short this is a DRAFT MAP produced in cooperation with the Data sources listed in an effort to aid in the correction of data and is not held out as being complete or accurate in any way.

Department Summary

Department: Lighting Flanders

Budget Year: 2024

Division: Street Lighting Districts

Tax District: Street Lighting Districts

Cost Center #: L055

Manager: Kristen Doulos

NOTES:

Departmental Mission & Responsibilities:

Install and maintain the street lighting fixtures within the Flanders Lighting District.

Workload:

The maintenance of Street Lights within the Flanders Lighting District, which includes the installation of new street lights and the replacement of street light fixtures and arms.

Goals & Objectives:

Formation of a Town-wide Street Lighting District to resolve taxation inequities. The Parks and Recreation Superintendent shall work with the Town Engineer, Town Attorney and the Town Management Services Administrator on any required maps, plans and reports to accomplish the Town Board's legislative approvals and filings with the State Comptroller.

Legal Authority:

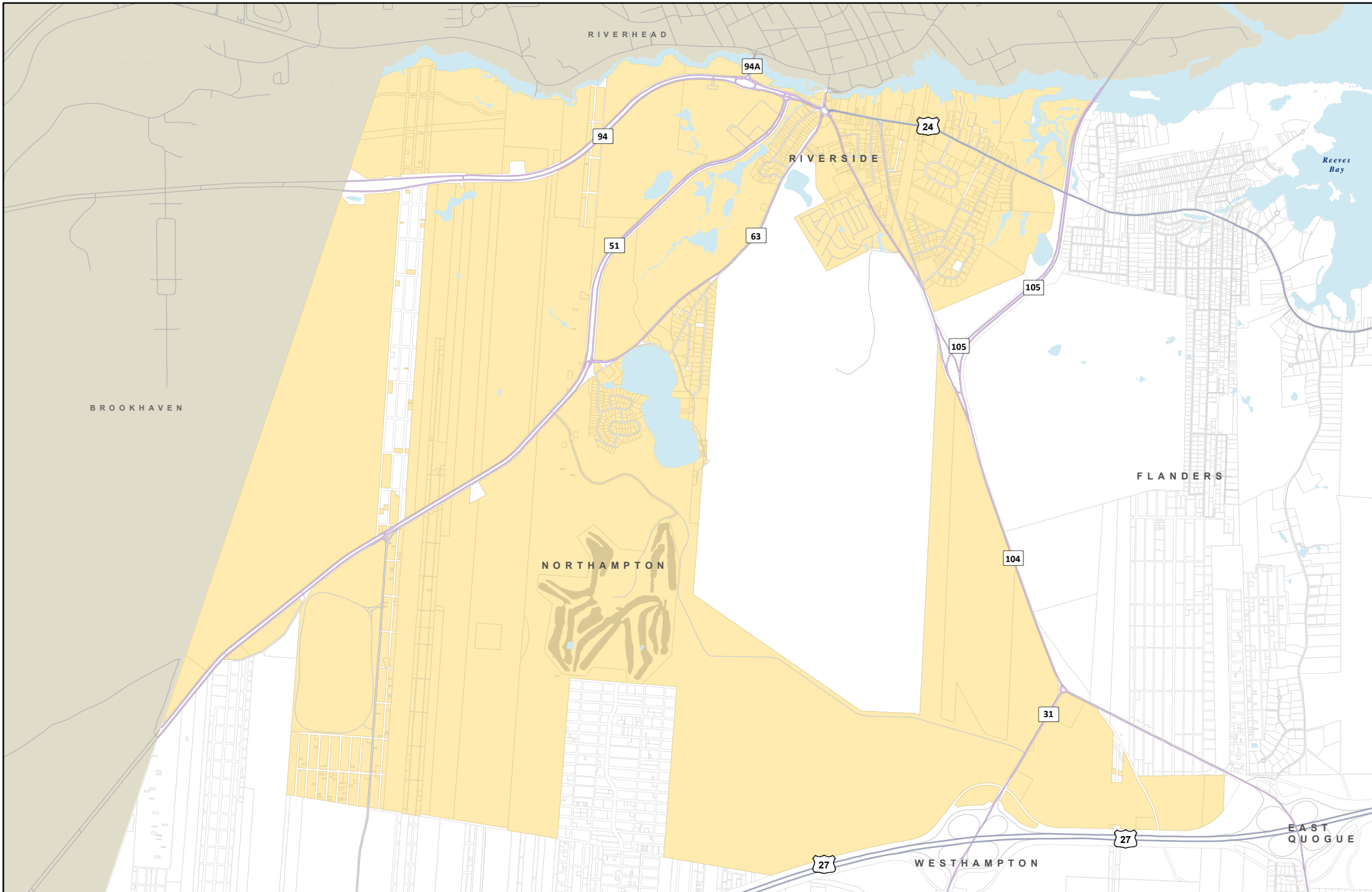
Article 12 of Town Law.

Town of Southampton

2024 Adopted Budget

Lighting Flanders - L055

Account Code	Description	2022 Adopted Budget	2022 Actual	2023 Adopted Budget	2023 Amended Budget	2023 Dec YTD Actual	2024 Requested Budget	2024 Tentative Budget	2024 Preliminary Budget	2024 Adopted Budget	2024 Adopted / 2023 Amended Difference	2024 Adopted / 2023 % of Change	2025 Requested Budget	2025 Tentative Budget	2025 Preliminary Budget	2025 Adopted Budget
	Real Property Taxes:															
1001	Property Taxes	69,428	69,428	52,745	52,745	52,745	53,345	44,655	44,655	44,655	(8,090)	(15.34%)	52,745	44,055	44,055	44,055
	Total Real Property Taxes	69,428	69,428	52,745	52,745	52,745	53,345	44,655	44,655	44,655	(8,090)	(15.34%)	52,745	44,055	44,055	44,055
	Other Revenue:															
1081	Other Payments In Lieu Of Taxes	300	1,160	1,160	1,160	835	1,160	850	850	850	(310)	(26.72%)	1,160	850	850	850
1201	Interest And Earnings	1,000	2,226	1,000	1,000	6,427	1,000	9,000	9,000	9,000	8,000	800.00%	1,000	9,000	9,000	9,000
	Total Other Revenue	1,300	3,386	2,160	2,160	7,262	2,160	9,850	9,850	9,850	7,690	356.02%	2,160	9,850	9,850	9,850
	Total Revenue	70,728	72,814	54,905	54,905	60,007	55,505	54,505	54,505	54,505	(400)	(0.73%)	54,905	53,905	53,905	53,905
	Total Employee Costs										0	0.00%				
	Contractual:															
6401	Contracts	6,000	4,061	6,000	6,000	2,223	6,600	6,600	6,600	6,600	(600)	(10.00%)	6,000	6,000	6,000	6,000
6404	Electric	38,100	14,011	23,000	23,000	10,272	23,000	22,000	22,000	22,000	1,000	4.35%	23,000	22,000	22,000	22,000
	Total Contractual	44,100	18,072	29,000	29,000	12,496	29,600	28,600	28,600	28,600	400	1.38%	29,000	28,000	28,000	28,000
	Debt Service:															
6600	Debt Service Principal Expense	712	712	0	0	0	0	0	0	0	0	0.00%	0	0	0	0
6656	Installment Debt Principal Expense	23,791	23,791	24,221	24,221	24,221	24,221	24,659	24,659	24,659	(438)	(1.81%)	24,659	25,105	25,105	25,105
6700	Debt Service Interest Expense	11	11	0	0	0	0	0	0	0	0	0.00%	0	0	0	0
6757	Installment Debt Interest Expense	2,114	2,113	1,684	1,684	1,683	1,684	1,246	1,246	1,246	438	26.01%	1,246	800	800	800
	Total Debt Service	26,628	26,627	25,905	25,905	25,904	25,905	25,905	25,905	25,905	0	0.00%	25,905	25,905	25,905	25,905
	Total Expenditures	70,728	44,699	54,905	54,905	38,400	55,505	54,505	54,505	54,505	400	0.73%	54,905	53,905	53,905	53,905
	Net Surplus (Deficit)	0	28,115	0	0	21,607	0	0	0	0			0	0	0	0



2024 BUDGET

Special Taxing Districts
Lighting District

Riverside

2023 Assessment Roll

Total Assessed Value\$607,913,331

Total Exempt Value\$365,727,440


Total Taxable Value\$242,185,891

Symbols

 Lighting District Properties




TOWN OF SOUTHAMPTON
116 Hampton Rd, Southampton NY 11968
www.southamptontownny.gov


Prepared by:
Town of Southampton
Division of Geographic Information
Systems
Date: 8/23/2023
Suffolk County Real Property Tax Service
COPYRIGHT 2023, COUNTY OF SUFFOLK, N.Y.
Real Property Taxmap parcel linework used with permission of
Suffolk County Real Property Tax Service Agency (R.P.T.S.A.)

This Cartographic rendering is a DRAFT MAP excepted from the provisions of the Freedom of Information Law (F.O.I.L.) [Public Officers Law Article 6 Section 84-90] by section 87.2.g in that:

- 1.The data displayed is an interagency or intra agency draft produced for the purpose of identifying and correcting data.
- 2.It is not a final agency determination.
- 3.It is not a statistical or factual compilation of data.
4. In some cases correct data has been left out and questionable or inaccurate data has been exaggerated to help identify errors. In short this is a DRAFT MAP produced in cooperation with the Data sources listed in an effort to aid in the correction of data and is not held out as being complete or accurate in any way.

Department Summary

Department: Lighting Riverside

Budget Year: 2024
Division: Street Lighting Districts
Tax District: Street Lighting Districts

Cost Center #: L056
Manager: Kristen Doulos

NOTES:

Departmental Mission & Responsibilities:

Install and maintain the street lighting fixtures within the Riverside Lighting District.

Workload:

The maintenance of Street Lights within the Riverside Lighting District, which includes the installation of new street lights and the replacement of street light fixtures and arms.

Goals & Objectives:

Formation of a Town-wide Street Lighting District to resolve taxation inequities. The Parks and Recreation Superintendent shall work with the Town Engineer, Town Attorney and the Town Management Services Administrator on any required maps, plans and reports to accomplish the Town Board's legislative approvals and filings with the State Comptroller.

Legal Authority:

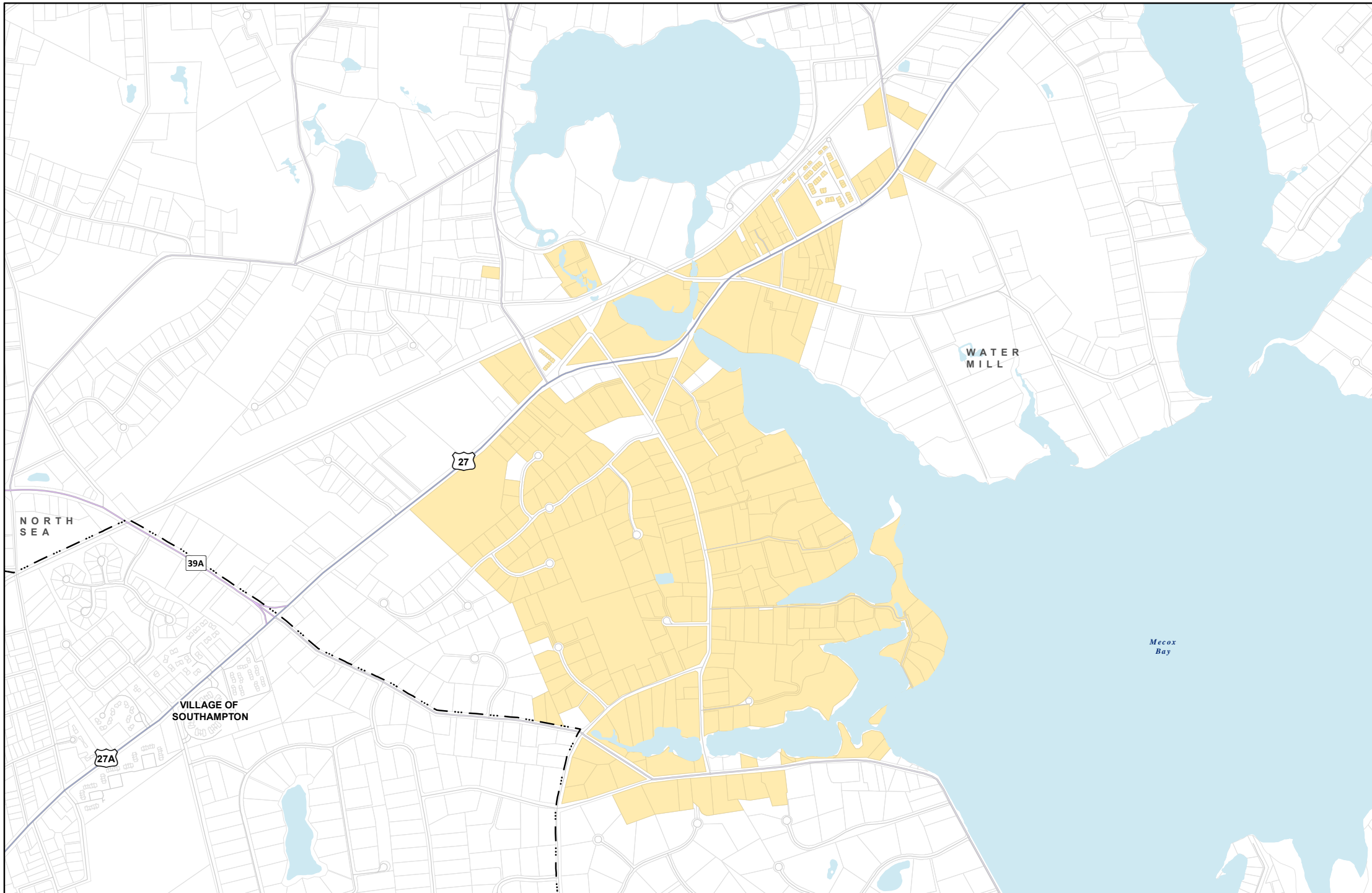
Article 12 of Town Law.

Town of Southampton

2024 Adopted Budget

Lighting Riverside - L056

Account Code	Description	2022 Adopted Budget	2022 Actual	2023 Adopted Budget	2023 Amended Budget	2023 Dec YTD Actual	2024 Requested Budget	2024 Tentative Budget	2024 Preliminary Budget	2024 Adopted Budget	2024 Adopted / 2023 Amended Difference	2024 Adopted / 2023 % of Change	2025 Requested Budget	2025 Tentative Budget	2025 Preliminary Budget	2025 Adopted Budget
Real Property Taxes:																
1001	Property Taxes	45,725	45,725	25,968	25,968	25,968	26,238	24,468	24,468	24,468	(1,500)	(5.78%)	25,968	27,368	27,368	27,368
	Total Real Property Taxes	45,725	45,725	25,968	25,968	25,968	26,238	24,468	24,468	24,468	(1,500)	(5.78%)	25,968	27,368	27,368	27,368
Other Revenue:																
1081	Other Payments In Lieu Of Taxes	100	11,415	11,400	11,400	6,017	11,400	6,100	6,100	6,100	(5,300)	(46.49%)	11,400	6,200	6,200	6,200
1201	Interest And Earnings	500	1,189	500	500	3,373	500	4,300	4,300	4,300	3,800	760.00%	500	4,300	4,300	4,300
	Total Other Revenue	600	12,604	11,900	11,900	9,390	11,900	10,400	10,400	10,400	(1,500)	(12.61%)	11,900	10,500	10,500	10,500
	Total Revenue	46,325	58,329	37,868	37,868	35,358	38,138	34,868	34,868	34,868	(3,000)	(7.92%)	37,868	37,868	37,868	37,868
Total Employee Costs											0	0.00%				
Contractual:																
6401	Contracts	2,700	1,761	2,700	2,700	1,230	2,970	2,700	2,700	2,700	0	0.00%	2,700	2,700	2,700	2,700
6404	Electric	19,800	11,056	12,000	12,000	8,196	12,000	11,000	11,000	11,000	1,000	8.33%	12,000	12,000	12,000	12,000
	Total Contractual	22,500	12,818	14,700	14,700	9,426	14,970	13,700	13,700	13,700	1,000	6.80%	14,700	14,700	14,700	14,700
Debt Service:																
6600	Debt Service Principal Expense	647	647	0	0	0	0	0	0	0	0	0.00%	0	0	0	0
6656	Installment Debt Principal Expense	21,277	21,277	21,662	21,662	21,662	21,662	22,054	22,054	22,054	(392)	(1.81%)	22,054	22,452	22,452	22,452
6700	Debt Service Interest Expense	10	10	0	0	0	0	0	0	0	0	0.00%	0	0	0	0
6757	Installment Debt Interest Expense	1,891	1,890	1,506	1,506	1,505	1,506	1,114	1,114	1,114	392	26.03%	1,114	716	716	716
	Total Debt Service	23,825	23,824	23,168	23,168	23,167	23,168	23,168	23,168	23,168	0	0.00%	23,168	23,168	23,168	23,168
	Total Expenditures	46,325	36,641	37,868	37,868	32,593	38,138	36,868	36,868	36,868	1,000	2.64%	37,868	37,868	37,868	37,868
	Net Surplus (Deficit)	0	21,687	0	0	2,765	0	(2,000)	(2,000)	(2,000)			0	0	0	0
Appropriated Fund Balance:																
9090	Appropriated Fund Balance	0	0	0	0	0	0	2,000	2,000	2,000			0	0	0	0
	Net Surplus (Deficit)	0	21,687	0	0	2,765	0	0	0	0			0	0	0	0



2024 BUDGET
Special Taxing Districts
Lighting District

Water Mill

2023 Assessment Roll

<i>Total Assessed Value</i>\$1,357,834,680
<i>Total Exempt Value</i>\$28,444,036
<i>Total Taxable Value</i>\$1,329,390,644


Symbols

Lighting District Properties

0 0.25 Miles



TOWN OF SOUTHAMPTON
 116 Hampton Rd, Southampton NY 11968
www.southamptontownny.gov



Prepared by:
 Town of Southampton
 Division of Geographic Information
 Systems
 Date: 8/23/2023
 Suffolk County Real Property Tax Service
 COPYRIGHT 2023, COUNTY OF SUFFOLK, N.Y.
 Real Property Taxmap parcel linework used with permission of
 Suffolk County Real Property Tax Service Agency (R.P.T.S.A.)

- This Cartographic rendering is a DRAFT MAP excepted from the provisions of the Freedom of Information Law (F.O.I.L.) [Public Officers Law Article 6 Section 84-90] by section 87.2.g in that:
- 1.The data displayed is an interagency or intra agency draft produced for the purpose of identifying and correcting data.
 - 2.It is not a final agency determination.
 - 3.It is not a statistical or factual compilation of data.
 4. In some cases correct data has been left out and questionable or inaccurate data has been exaggerated to help identify errors. In short this is a DRAFT MAP produced in cooperation with the Data sources listed in an effort to aid in the correction of data and is not held out as being complete or accurate in any way.

Department Summary

Department: Lighting Water Mill

Budget Year: 2024

Division: Street Lighting Districts

Tax District: Street Lighting Districts

Cost Center #: L057

Manager: Kristen Doulos

NOTES:

Departmental Mission & Responsibilities:

Install and maintain the street lighting fixtures within the Water Mill Lighting District.

Workload:

The maintenance of Street Lights within the Water Mill Lighting District, which includes the installation of new street lights and the replacement of street light fixtures and arms.

Goals & Objectives:

Formation of a Town-wide Street Lighting District to resolve taxation inequities. The Parks and Recreation Superintendent shall work with the Town Engineer, Town Attorney and the Town Management Services Administrator on any required maps, plans and reports to accomplish the Town Board's legislative approvals and filings with the State Comptroller.

Legal Authority:

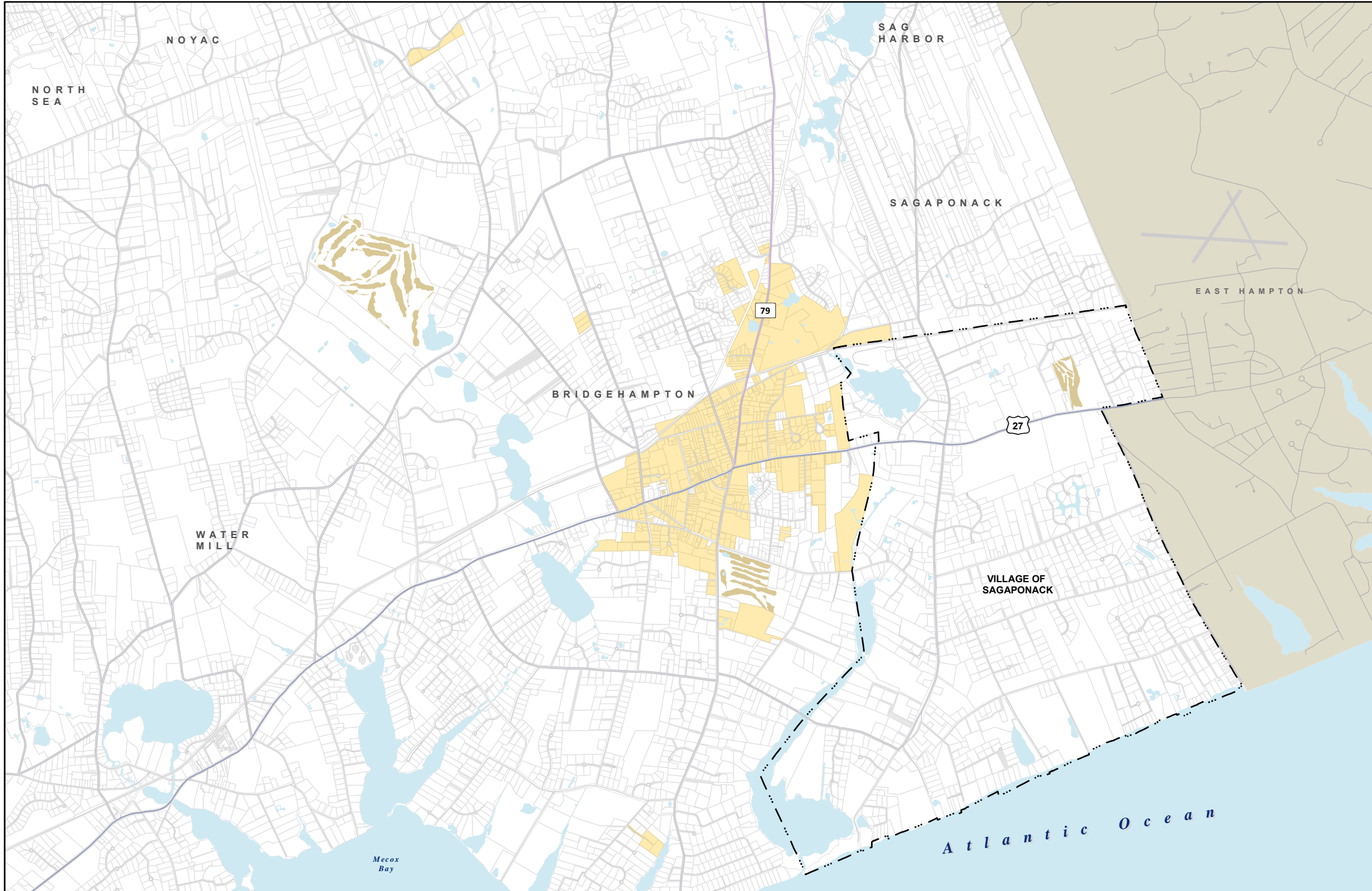
Article 12 of Town Law.

Town of Southampton

2024 Adopted Budget

Lighting Water Mill - L057

Account Code	Description	2022 Adopted Budget	2022 Actual	2023 Adopted Budget	2023 Amended Budget	2023 Dec YTD Actual	2024 Requested Budget	2024 Tentative Budget	2024 Preliminary Budget	2024 Adopted Budget	2024 Adopted / 2023 Amended Difference	2024 Adopted / 2023 Amended % of Change	2025 Requested Budget	2025 Tentative Budget	2025 Preliminary Budget	2025 Adopted Budget
Real Property Taxes:																
1001	Property Taxes	7,489	7,489	5,773	5,773	5,773	5,833	4,833	4,833	4,833	(940)	(16.28%)	5,773	4,773	4,773	4,773
	Total Real Property Taxes	7,489	7,489	5,773	5,773	5,773	5,833	4,833	4,833	4,833	(940)	(16.28%)	5,773	4,773	4,773	4,773
Other Revenue:																
1081	Other Payments In Lieu Of Taxes	65	67	65	65	49	65	65	65	65	0	0.00%	65	65	65	65
1201	Interest And Earnings	200	456	200	200	1,239	200	1,200	1,200	1,200	1,000	500.00%	200	1,200	1,200	1,200
	Total Other Revenue	265	523	265	265	1,288	265	1,265	1,265	1,265	1,000	377.36%	265	1,265	1,265	1,265
	Total Revenue	7,754	8,012	6,038	6,038	7,061	6,098	6,098	6,098	6,098	60	0.99%	6,038	6,038	6,038	6,038
Total Employee Costs											0	0.00%				
Contractual:																
6401	Contracts	600	391	600	600	222	660	660	660	660	(60)	(10.00%)	600	600	600	600
6404	Electric	4,350	1,456	2,700	2,700	1,059	2,700	2,700	2,700	2,700	0	0.00%	2,700	2,700	2,700	2,700
	Total Contractual	4,950	1,848	3,300	3,300	1,281	3,360	3,360	3,360	3,360	(60)	(1.82%)	3,300	3,300	3,300	3,300
Debt Service:																
6600	Debt Service Principal Expense	65	65	0	0	0	0	0	0	0	0	0.00%	0	0	0	0
6656	Installment Debt Principal Expense	2,514	2,514	2,560	2,560	2,559	2,560	2,606	2,606	2,606	(46)	(1.80%)	2,606	2,653	2,653	2,653
6700	Debt Service Interest Expense	1	1	0	0	0	0	0	0	0	0	0.00%	0	0	0	0
6757	Installment Debt Interest Expense	224	223	178	178	178	178	132	132	132	46	25.84%	132	85	85	85
	Total Debt Service	2,804	2,803	2,738	2,738	2,737	2,738	2,738	2,738	2,738	0	0.00%	2,738	2,738	2,738	2,738
	Total Expenditures	7,754	4,651	6,038	6,038	4,018	6,098	6,098	6,098	6,098	(60)	(0.99%)	6,038	6,038	6,038	6,038
	Net Surplus (Deficit)	0	3,361	0	0	3,043	0	0	0	0			0	0	0	0



2024 BUDGET
Special Taxing Districts
Lighting District

Bridgehampton

2023 Assessment Roll

<i>Total Assessed Value</i>	\$1,277,401,521
<i>Total Exempt Value</i>	\$109,637,861
<i>Total Taxable Value</i>	\$1,167,763,660


Symbols

Lighting District Properties

0 0.65 Miles



TOWN OF SOUTHAMPTON
 116 Hampton Rd, Southampton NY 11968
www.southamptontownny.gov



Prepared by:
 Town of Southampton
 Division of Geographic Information
 Systems
 Date: 8/23/2023

Suffolk County Real Property Tax Service
 COPYRIGHT 2023, COUNTY OF SUFFOLK, N.Y.
 Real Property Taxmap prepared in cooperation with permission of
 Suffolk County Real Property Tax Service Agency (R.F.T.S.A.)

This Cartographic rendering is a DRAFT MAP excepted from the provisions of the Freedom of Information Law (F.O.I.L.) (Public Officers Law Article 6 Section 84-90) by section 87.2.g in that:

1. The data displayed is an interagency or intra agency draft produced for the purpose of identifying and correcting data.
2. It is not a final agency determination.
3. It is not a statistical or factual compilation of data.
4. In some cases correct data has been left out and questionable or inaccurate data has been exaggerated to help identify errors. In short this is a DRAFT MAP produced in cooperation with the Data sources listed in an effort to aid in the correction of data and is not held out as being complete or accurate in any way.

Department Summary

Department: Lighting Bridgehampton

Budget Year: 2024
Division: Street Lighting Districts
Tax District: Street Lighting Districts

Cost Center #: L058
Manager: Kristen Doulos

NOTES:

Departmental Mission & Responsibilities:

Install and maintain the street lighting fixtures within the Bridgehampton Lighting District.

Workload:

The maintenance of Street Lights within the Bridgehampton Lighting District, which includes the installation of new street lights and the replacement of street light fixtures and arms.

Goals & Objectives:

Formation of a Town-wide Street Lighting District to resolve taxation inequities. The Parks and Recreation Superintendent shall work with the Town Engineer, Town Attorney and the Town Management Services Administrator on any required maps, plans and reports to accomplish the Town Board's legislative approvals and filings with the State Comptroller.

Legal Authority:

Article 12 of Town Law.

Town of Southampton

2024 Adopted Budget

Lighting Bridgehampton - L058

Account Code	Description	2022 Adopted Budget	2022 Actual	2023 Adopted Budget	2023 Amended Budget	2023 Dec YTD Actual	2024 Requested Budget	2024 Tentative Budget	2024 Preliminary Budget	2024 Adopted Budget	2024 Adopted / 2023 Amended Difference	2024 Adopted / 2023 % of Change	2025 Requested Budget	2025 Tentative Budget	2025 Preliminary Budget	2025 Adopted Budget
Real Property Taxes:																
1001	Property Taxes	35,713	35,713	28,414	28,414	28,414	28,654	24,754	24,754	24,754	(3,660)	(12.88%)	28,413	24,713	24,713	24,713
	Total Real Property Taxes	35,713	35,713	28,414	28,414	28,414	28,654	24,754	24,754	24,754	(3,660)	(12.88%)	28,413	24,713	24,713	24,713
Other Revenue:																
1081	Other Payments In Lieu Of Taxes	170	112	110	110	141	110	109	109	109	(1)	(0.91%)	110	110	110	110
1201	Interest And Earnings	800	1,131	800	800	3,234	800	4,700	4,700	4,700	3,900	487.50%	800	4,500	4,500	4,500
	Total Other Revenue	970	1,243	910	910	3,375	910	4,809	4,809	4,809	3,899	428.46%	910	4,610	4,610	4,610
	Total Revenue	36,683	36,956	29,324	29,324	31,789	29,564	29,563	29,563	29,563	239	0.82%	29,323	29,323	29,323	29,323
Total Employee Costs											0	0.00%				
Contractual:																
6401	Contracts	2,400	1,566	2,400	12,400	10,366	2,640	2,640	2,640	2,640	9,760	78.71%	2,400	2,400	2,400	2,400
6404	Electric	17,400	8,623	10,500	10,500	7,635	10,500	10,500	10,500	10,500	0	0.00%	10,500	10,500	10,500	10,500
	Total Contractual	19,800	10,189	12,900	22,900	18,001	13,140	13,140	13,140	13,140	9,760	42.62%	12,900	12,900	12,900	12,900
Debt Service:																
6600	Debt Service Principal Expense	453	453	0	0	0	0	0	0	0	0	0.00%	0	0	0	0
6656	Installment Debt Principal Expense	15,083	15,082	15,356	15,356	15,355	15,356	15,633	15,633	15,633	(277)	(1.80%)	15,633	15,916	15,916	15,916
6700	Debt Service Interest Expense	7	7	0	0	0	0	0	0	0	0	0.00%	0	0	0	0
6757	Installment Debt Interest Expense	1,340	1,340	1,068	1,068	1,067	1,068	790	790	790	278	26.03%	790	507	507	507
	Total Debt Service	16,883	16,882	16,424	16,424	16,422	16,424	16,423	16,423	16,423	1	0.01%	16,423	16,423	16,423	16,423
	Total Expenditures	36,683	27,071	29,324	39,324	34,423	29,564	29,563	29,563	29,563	9,761	24.82%	29,323	29,323	29,323	29,323
	Net Surplus (Deficit)	0	9,885	0	(10,000)	(2,634)	0	0	0	0			0	0	0	0
Appropriated Fund Balance:																
9090	Appropriated Fund Balance	0	0	0	10,000	0	0	0	0	0			0	0	0	0
	Net Surplus (Deficit)	0	9,885	0	0	(2,634)	0	0	0	0			0	0	0	0