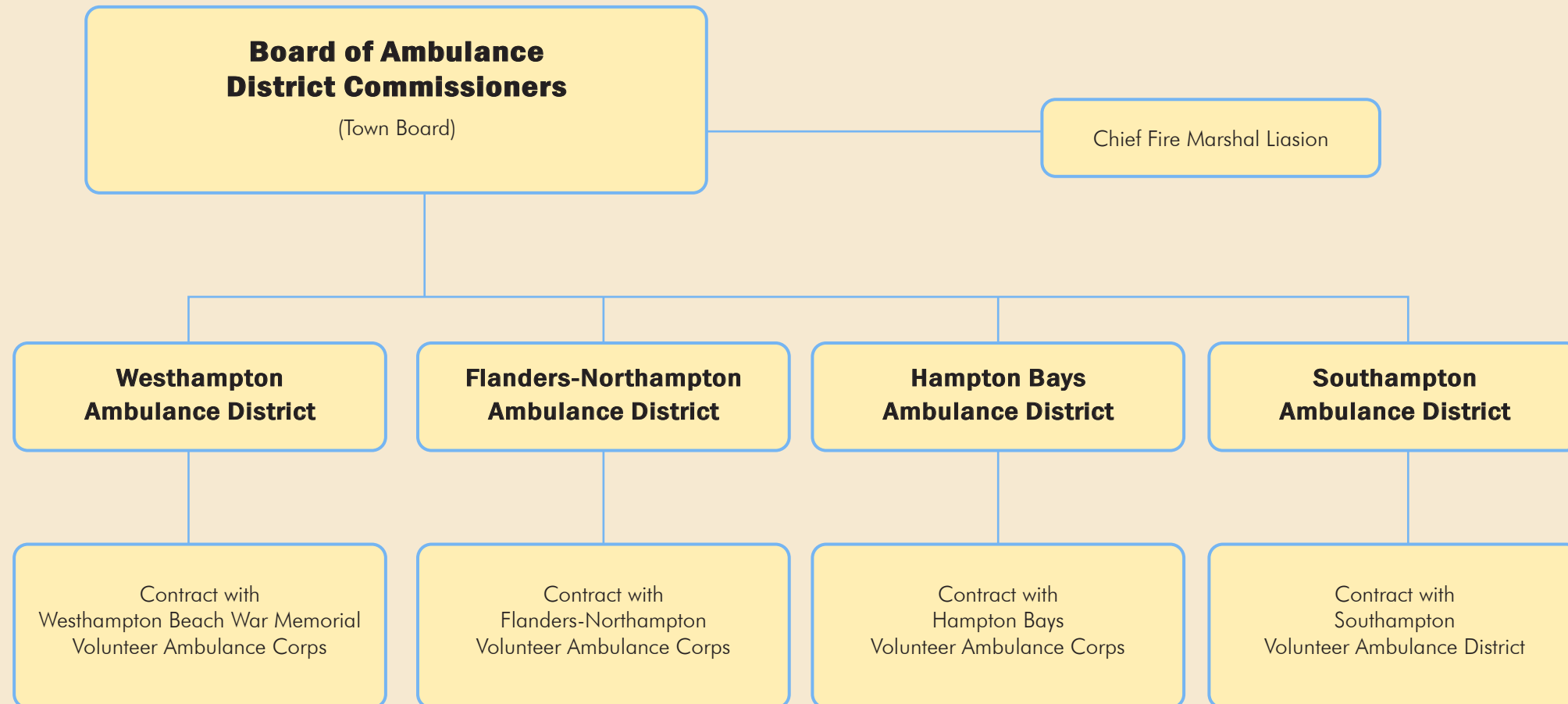
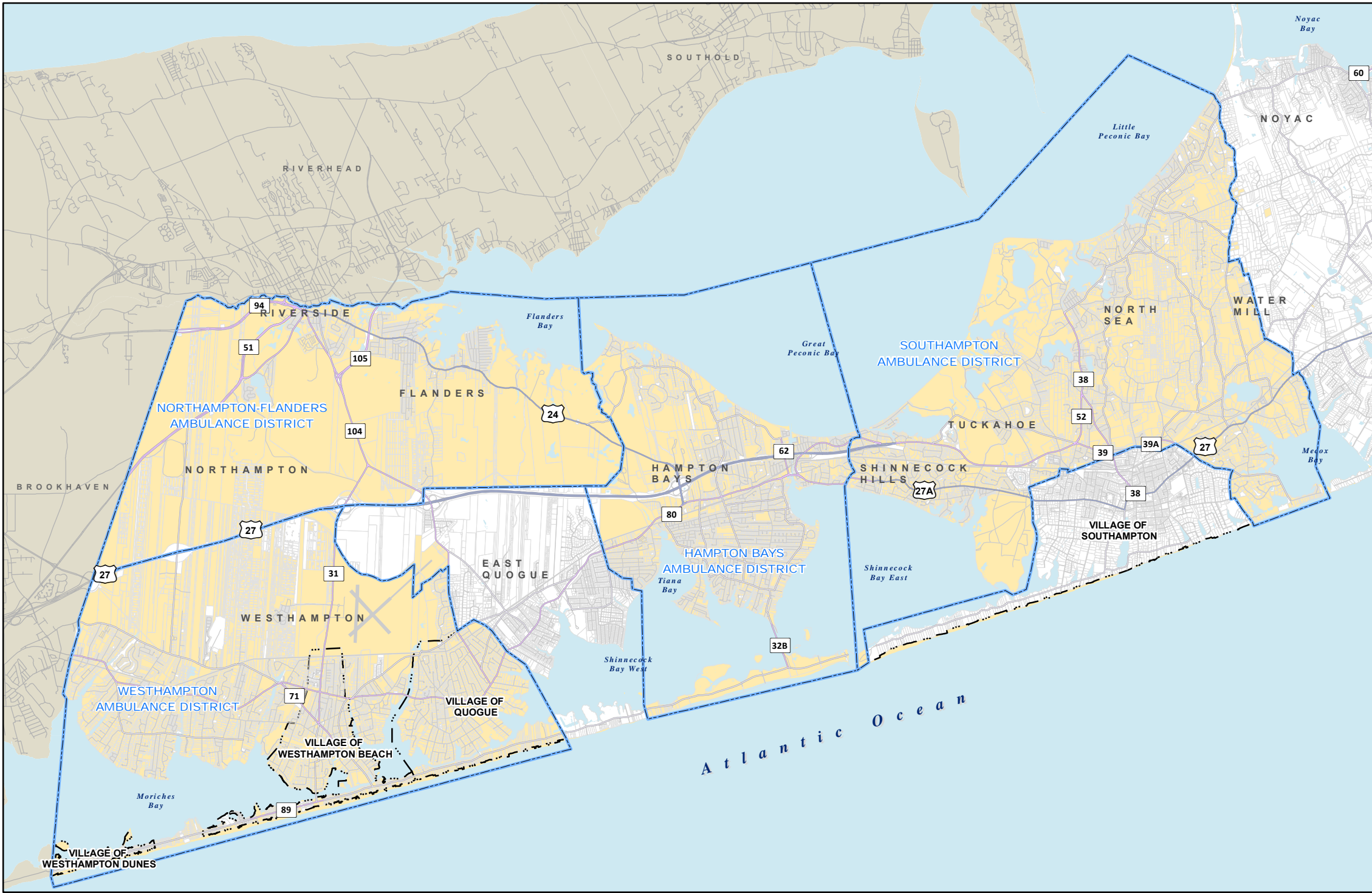


AMBULANCE DISTRICTS

2023 ORGANIZATIONAL CHART





2023 BUDGET
Special Taxing Districts
Ambulance Districts

[Overview](#)

2022 Assessment Roll

- Symbols
- Ambulance District Boundary
 - Ambulance District Properties

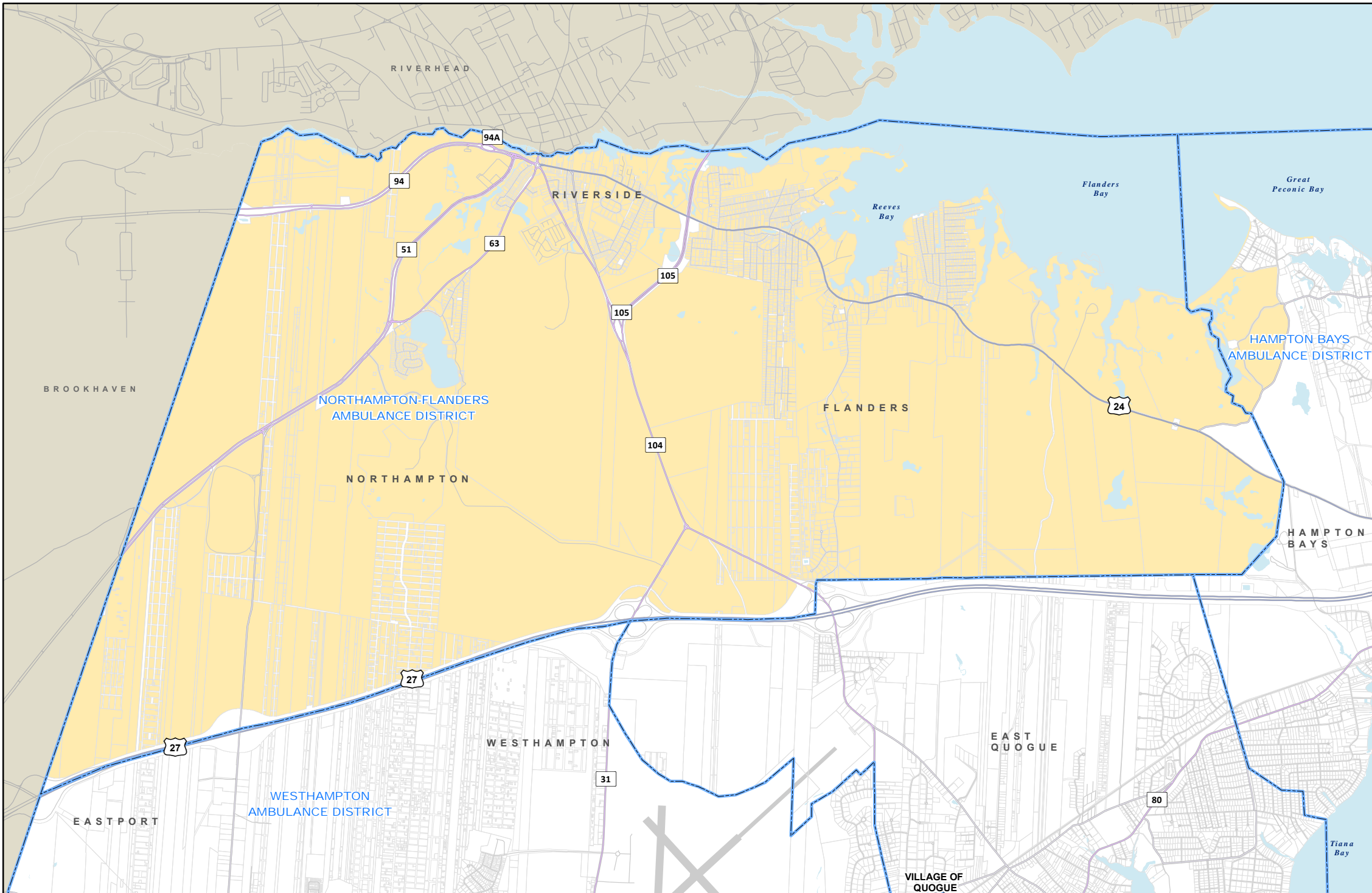



TOWN OF SOUTHAMPTON
116 Hampton Rd, Southampton NY 11968
www.southamptontownny.gov

Prepared by:
Town of Southampton
Division of Geographic Information Systems
Date: 8/15/2022
Suffolk County Real Property Tax Service
COPYRIGHT 2022, COUNTY OF SUFFOLK, N.Y.
Real Property Taxmap parcel linework used with permission of Suffolk County Real Property Tax Service Agency (R.P.T.S.A.)

This Cartographic rendering is a DRAFT MAP excepted from the provisions of the Freedom of Information Law (F.O.I.L.) (Public Officers Law Article 6 Section 84-90) by section 87.2.g in that:

1. The data displayed is an interagency or intra agency draft produced for the purpose of identifying and correcting data.
2. It is not a final agency determination.
3. It is not a statistical or factual compilation of data.
4. In some cases correct data has been left out and questionable or inaccurate data has been exaggerated to help identify errors. In short this is a DRAFT MAP produced in cooperation with the Data sources listed in an effort to aid in the correction of data and is not held out as being complete or accurate in any way.





2023 BUDGET
Special Taxing Districts
Ambulance Districts

Northampton

2022 Assessment Roll

Total Assessed Value	\$1,378,047,801
Total Exempt Value	\$606,695,087
Total Taxable Value	\$771,352,714

Symbols

-  Ambulance District Boundary
-  Ambulance District Properties



TOWN OF SOUTHAMPTON
116 Hampton Rd. Southampton NY 11968
www.southamptontownny.gov



Prepared by:
Town of Southampton
Division of Geographic Information Systems
Date: 8/15/2022

Suffolk County Real Property Tax Service
COPYRIGHT 2022, COUNTY OF SUFFOLK, N.Y.
Real Property Taxmap parcel linework used with permission of
Suffolk County Real Property Tax Service Agency (R.P.T.S.A.)

This Cartographic rendering is a DRAFT MAP excepted from the provisions of the Freedom of Information Law (F.O.I.L.) (Public Officers Law Article 6 Section 84-90) by section 87.2.g in that:

- 1.The data displayed is an interagency or intra agency draft produced for the purpose of identifying and correcting data.
- 2.It is not a final agency determination.
- 3.It is not a statistical or factual compilation of data.
4. In some cases correct data has been left out and questionable or inaccurate data has been exaggerated to help identify errors. In short this is a DRAFT MAP produced in cooperation with the Data sources listed in an effort to aid in the correction of data and is not held out as being complete or accurate in any way.

Department Summary

Department: Ambulance Flanders Northampton

Budget Year: 2023
Division: Ambulance Districts
Tax District: Ambulance Districts

Cost Center #: A010
Manager:

NOTES:

Departmental Mission & Responsibilities:

Ambulance Districts are in effect for the following community ambulance service areas:

FLANDERS:

Flanders-Northampton Volunteer Ambulance Corps covers Flanders, Riverside and Northampton. (20.58 square miles).

Workload:

Ambulance Districts provide the funding necessary for the equipment, infrastructure and other operational needs of the volunteer ambulance corps serving a particular community service area. Volunteer ambulance corps are administered by an independent Board of Directors. The Town Comptroller acts as the Fiduciary for the Ambulance Districts. The Town Board acts as Commissioners for the Ambulance Districts, funding the volunteer ambulance corps as contract agencies providing community ambulance transport and emergency medical services in the interest of the resident taxpayers and visitors of each Ambulance District.

Goals & Objectives:

The East Quogue Fire District and Bridgehampton Fire District each provide its own community ambulance service under the financial purview of the respective Board of Fire District Commissioners.

The Sag Harbor Village Fire Department contracts with the Sag Harbor Volunteer Ambulance Corps to provide community ambulance transport and emergency medical services, which pro-rata cost is passed onto the taxpayers of the Noyac Fire Protection District and Bay Point Fire Protection District as part of the Annual Fire Protection Contracts.

Each ambulance corps is responsible to provide effective service with first responders and ambulance crews responding in a minimum amount of time with sufficient resources to initiate fire rescue or EMS after the incident has been reported, and provide ambulance transport to area hospitals.

Legal Authority:

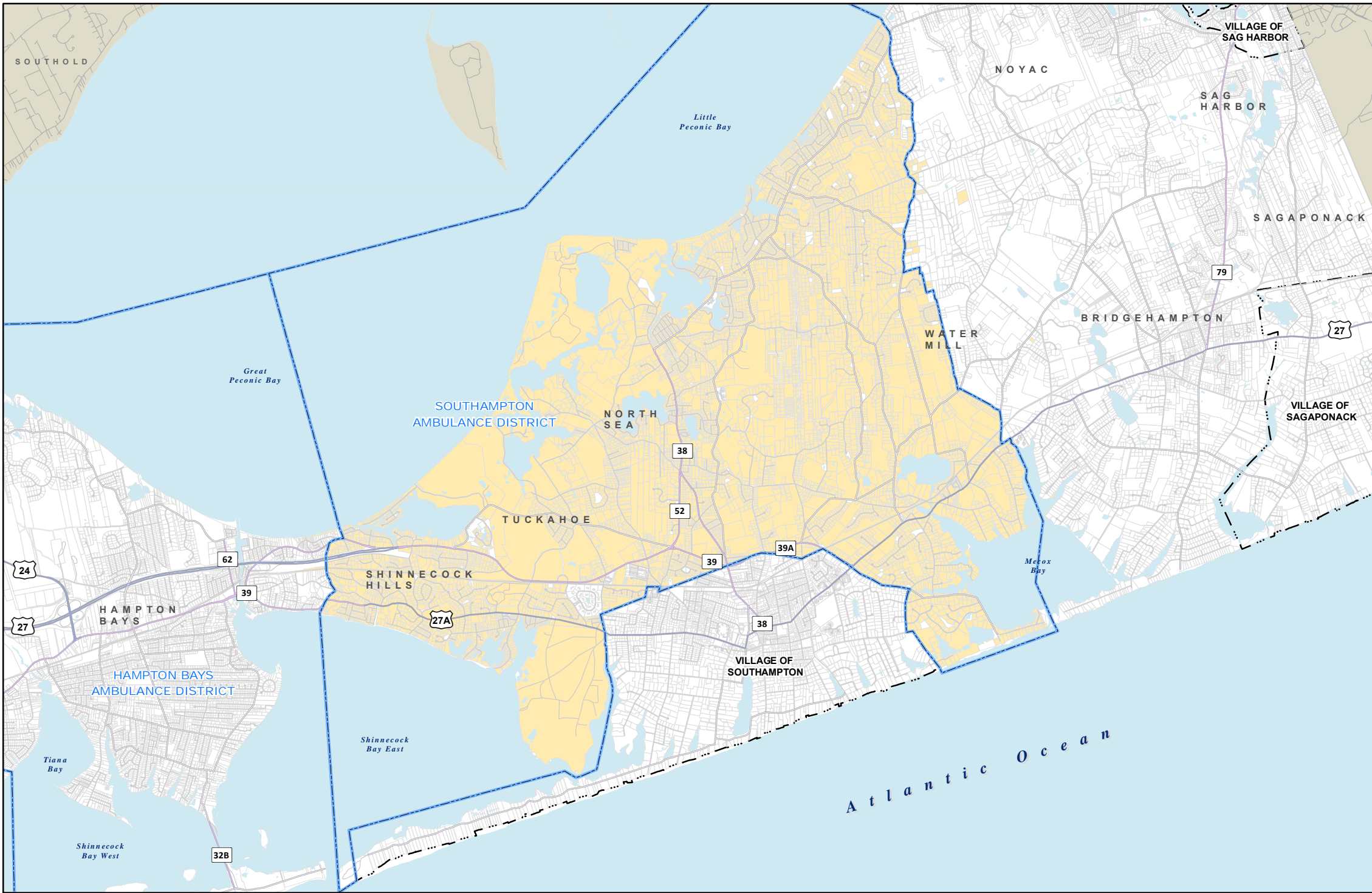
Ambulance Districts have been established by the Town Board, pursuant to Town Law.

Town of Southampton

2023 Adopted Budget

Ambulance Flanders Northampton - A010

Account Code	Description	2021 Adopted Budget	2021 Actual	2022 Adopted Budget	2022 Amended Budget	2022 Dec YTD Actual	2023 Requested Budget	2023 Tentative Budget	2023 Preliminary Budget	2023 Adopted Budget	2023 Adopted / 2022 Amended Difference	2023 Adopted / 2022 Amended % of Change	2024 Requested Budget	2024 Tentative Budget	2024 Preliminary Budget	2024 Adopted Budget
	Real Property Taxes:															
1001	Property Taxes	661,545	577,355	758,040	758,040	610,058	793,040	863,040	863,040	863,040	105,000	13.85%	793,040	863,040	863,040	863,040
	Total Real Property Taxes	661,545	577,355	758,040	758,040	610,058	793,040	863,040	863,040	863,040	105,000	13.85%	793,040	863,040	863,040	863,040
	Other Revenue:															
1081	Other Payments In Lieu Of Taxes	0	86,547	0	0	170,695	0	0	0	0	0	0.00%	0	0	0	0
1201	Interest And Earnings	2,800	574	1,400	1,400	850	1,400	1,400	1,400	1,400	0	0.00%	1,400	1,400	1,400	1,400
	Total Other Revenue	2,800	87,121	1,400	1,400	171,545	1,400	1,400	1,400	1,400	0	0.00%	1,400	1,400	1,400	1,400
	Total Revenue	664,345	664,476	759,440	759,440	781,603	794,440	864,440	864,440	864,440	105,000	13.83%	794,440	864,440	864,440	864,440
	Employee Benefits - Current:															
6820	LOSAP	58,440	40,558	58,440	58,440	22,829	58,440	58,440	58,440	58,440	0	0.00%	58,440	58,440	58,440	58,440
	Total Employee Benefits - Current	58,440	40,558	58,440	58,440	22,829	58,440	58,440	58,440	58,440	0	0.00%	58,440	58,440	58,440	58,440
	Total Employee Costs	58,440	40,558	58,440	58,440	22,829	58,440	58,440	58,440	58,440	0	0.00%	58,440	58,440	58,440	58,440
	Contractual:															
6401	Contracts	605,905	615,830	701,000	701,000	700,950	736,000	806,000	806,000	806,000	(105,000)	(14.98%)	736,000	806,000	806,000	806,000
	Total Contractual	605,905	615,830	701,000	701,000	700,950	736,000	806,000	806,000	806,000	(105,000)	(14.98%)	736,000	806,000	806,000	806,000
	Total Expenditures	664,345	656,388	759,440	759,440	723,779	794,440	864,440	864,440	864,440	(105,000)	(13.83%)	794,440	864,440	864,440	864,440
	Net Surplus (Deficit)	0	8,088	0	0	57,824	0	0	0	0			0	0	0	0



2023 BUDGET
 Special Taxing Districts
Ambulance Districts

Southampton

2022 Assessment Roll


Total Assessed Value	\$14,396,404,893
Total Exempt Value	\$1,071,114,553
Total Taxable Value	\$13,325,290,340

Symbols

- Ambulance District Boundary
- Ambulance District Properties

0 1 Miles


TOWN OF SOUTHAMPTON
 116 Hampton Rd, Southampton NY 11968
www.southamptontownny.gov


 Prepared by:
 Town of Southampton
 Division of Geographic Information Systems
 Date: 8/15/2022
 Suffolk County Real Property Tax Service
 COPYRIGHT 2022, COUNTY OF SUFFOLK, N.Y.
 Real Property Taxmap parcel linework used with permission of
 Suffolk County Real Property Tax Service Agency (R.P.T.S.A.)

This Cartographic rendering is a DRAFT MAP excepted from the provisions of the Freedom of Information Law (F.O.I.L.) [Public Officers Law Article 6 Section 84-90] by section 87.2.g in that:

1. The data displayed is an interagency or intra agency draft produced for the purpose of identifying and correcting data.
2. It is not a final agency determination.
3. It is not a statistical or factual compilation of data.
4. In some cases correct data has been left out and questionable or inaccurate data has been exaggerated to help identify errors. In short this is a DRAFT MAP produced in cooperation with the Data sources listed in an effort to aid in the correction of data and is not held out as being complete or accurate in any way.

Department Summary

Department: Ambulance Southampton

Budget Year: 2023
Division: Ambulance Districts
Tax District: Ambulance Districts

Cost Center #: A020
Manager:

NOTES:

Departmental Mission & Responsibilities:

Ambulance Districts are in effect for the following community ambulance service areas:

SOUTHAMPTON:

Southampton Volunteer Ambulance Corps covers a portion of Water Mill, North Sea, Tuckahoe, Shinnecock Hills and the Shinnecock Indian Reservation (34.99 square miles).

The Village of Southampton has a separate volunteer ambulance corps covering its 8.57 square miles.

Workload:

Ambulance Districts provide the funding necessary for the equipment, infrastructure and other operational needs of the volunteer ambulance corps serving a particular community service area. Volunteer ambulance corps are administered by an independent Board of Directors. The Town Comptroller acts as the Fiduciary for the Ambulance Districts. The Town Board acts as Commissioners for the Ambulance Districts, funding the volunteer ambulance corps as contract agencies providing community ambulance transport and emergency medical services in the interest of the resident taxpayers and visitors of each Ambulance District.

Goals & Objectives:

The East Quogue Fire District and Bridgehampton Fire District each provide its own community ambulance service under the financial purview of the respective Board of Fire District Commissioners.

The Sag Harbor Village Fire Department contracts with the Sag Harbor Volunteer Ambulance Corps to provide community ambulance transport and emergency medical services, which pro-rata cost is passed onto the taxpayers of the Noyac Fire Protection District and Bay Point Fire Protection District as part of the Annual Fire Protection Contracts.

Each ambulance corps is responsible to provide effective service with first responders and ambulance crews responding in a minimum amount of time with sufficient resources to initiate fire rescue or EMS after the incident has been reported and provide ambulance transport to area hospitals.

Legal Authority:

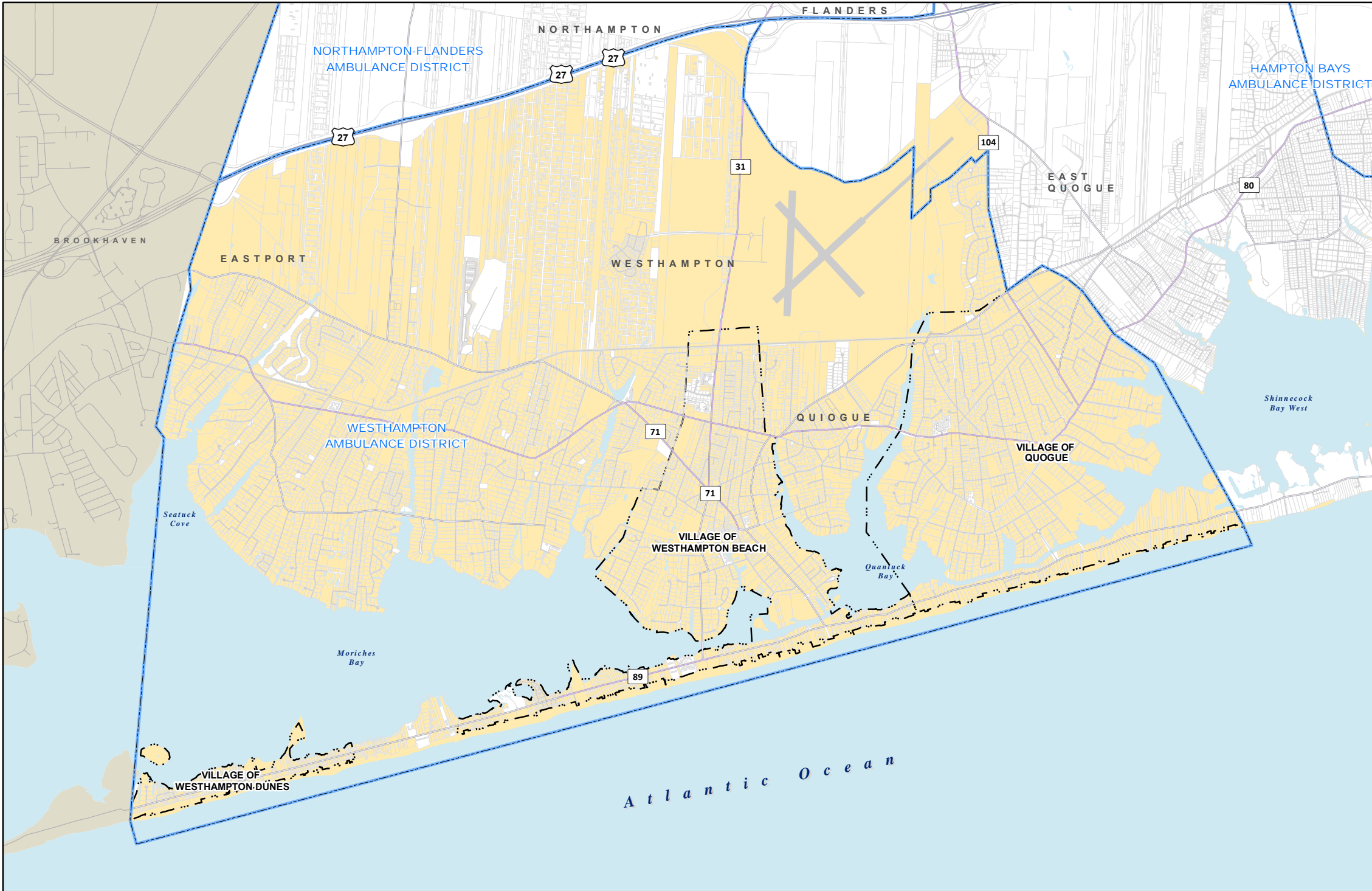
Ambulance Districts have been established by the Town Board, pursuant to Town Law.

Town of Southampton

2023 Adopted Budget

Ambulance Southampton - A020

Account Code	Description	2021 Adopted Budget	2021 Actual	2022 Adopted Budget	2022 Amended Budget	2022 Dec YTD Actual	2023 Requested Budget	2023 Tentative Budget	2023 Preliminary Budget	2023 Adopted Budget	2023 Adopted / 2022 Amended Difference	2023 Adopted / 2022 % of Change	2024 Requested Budget	2024 Tentative Budget	2024 Preliminary Budget	2024 Adopted Budget
Real Property Taxes:																
1001	Property Taxes	929,108	929,108	991,701	991,701	930,667	1,205,340	1,283,699	1,283,699	1,283,699	291,998	29.44%	1,070,174	1,248,533	1,248,533	1,248,533
	Total Real Property Taxes	929,108	929,108	991,701	991,701	930,667	1,205,340	1,283,699	1,283,699	1,283,699	291,998	29.44%	1,070,174	1,248,533	1,248,533	1,248,533
Other Revenue:																
1081	Other Payments In Lieu Of Taxes	4,000	4,476	4,000	4,000	8,703	8,800	8,800	8,800	8,800	4,800	120.00%	8,800	8,800	8,800	8,800
1201	Interest And Earnings	4,000	1,093	2,000	2,000	1,441	2,000	2,000	2,000	2,000	0	0.00%	2,000	2,000	2,000	2,000
2710	Premium on Obligations	0	0	0	0	129,487	0	0	0	0	0	0.00%	0	0	0	0
	Total Other Revenue	8,000	5,569	6,000	6,000	139,631	10,800	10,800	10,800	10,800	4,800	80.00%	10,800	10,800	10,800	10,800
	Total Revenue	937,108	934,677	997,701	997,701	1,070,298	1,216,140	1,294,499	1,294,499	1,294,499	296,798	29.75%	1,080,974	1,259,333	1,259,333	1,259,333
Employee Benefits - Current:																
6820	LOSAP	41,000	31,283	41,000	41,000	20,468	41,000	41,000	41,000	41,000	0	0.00%	41,000	41,000	41,000	41,000
	Total Employee Benefits - Current	41,000	31,283	41,000	41,000	20,468	41,000	41,000	41,000	41,000	0	0.00%	41,000	41,000	41,000	41,000
	Total Employee Costs	41,000	31,283	41,000	41,000	20,468	41,000	41,000	41,000	41,000	0	0.00%	41,000	41,000	41,000	41,000
Contractual:																
6401	Contracts	762,894	762,894	784,582	784,582	784,532	823,761	902,120	902,120	902,120	(117,538)	(14.98%)	723,761	902,120	902,120	902,120
	Total Contractual	762,894	762,894	784,582	784,582	784,532	823,761	902,120	902,120	902,120	(117,538)	(14.98%)	723,761	902,120	902,120	902,120
Debt Service:																
6600	Debt Service Principal Expense	85,000	85,000	100,000	100,000	100,000	170,000	170,000	170,000	170,000	(70,000)	(70.00%)	195,000	195,000	195,000	195,000
6700	Debt Service Interest Expense	98,214	98,214	72,119	72,119	72,119	161,379	161,379	161,379	161,379	(89,260)	(123.77%)	121,213	121,213	121,213	121,213
6740	Unallocated Income & Expenses - BAN Interest	0	0	0	0	0	20,000	20,000	20,000	20,000	(20,000)	(100.00%)	0	0	0	0
6900	Interfund Transfer Expense	175,000	175,000	0	0	0	0	0	0	0	0	0.00%	0	0	0	0
	Total Debt Service	358,214	358,214	172,119	172,119	172,119	351,379	351,379	351,379	351,379	(179,260)	(104.15%)	316,213	316,213	316,213	316,213
	Total Expenditures	1,162,108	1,152,391	997,701	997,701	977,119	1,216,140	1,294,499	1,294,499	1,294,499	(296,798)	(29.75%)	1,080,974	1,259,333	1,259,333	1,259,333
	Net Surplus (Deficit)	(225,000)	(217,713)	0	0	93,180	0	0	0	0			0	0	0	0
Appropriated Fund Balance:																
9090	Appropriated Fund Balance	225,000	0	0	0	0	0	0	0	0			0	0	0	0
	Net Surplus (Deficit)	0	(217,713)	0	0	93,180	0	0	0	0			0	0	0	0



2023 BUDGET
Special Taxing Districts
Ambulance Districts

Westhampton

2022 Assessment Roll

Total Assessed Value
.....\$13,555,135,977

Total Exempt Value
.....\$1,008,061,760

Total Taxable Value
.....\$12,547,074,217

Symbols

-  Ambulance District Boundary
-  Ambulance District Properties




TOWN OF SOUTHAMPTON
116 Hampton Rd, Southampton NY 11968
www.southamptontownny.gov

Prepared by:
Town of Southampton
Division of Geographic Information
Systems
Date: 8/15/2022

Suffolk County Real Property Tax Service
COPYRIGHT 2022, COUNTY OF SUFFOLK, N.Y.
Real Property Taxmap parcel linework used with permission of
Suffolk County Real Property Tax Service Agency (R.P.T.S.A.)

This Cartographic rendering is a DRAFT MAP excepted from the provisions of the Freedom of Information Law (F.O.I.L.) [Public Officers Law Article 6 Section 84-90] by section 87.2.g in that:

1. The data displayed is an interagency or intra agency draft produced for the purpose of identifying and correcting data.
2. It is not a final agency determination.
3. It is not a statistical or factual compilation of data.
4. In some cases correct data has been left out and questionable or inaccurate data has been exaggerated to help identify errors. In short this is a DRAFT MAP produced in cooperation with the Data sources listed in an effort to aid in the correction of data and is not held out as being complete or accurate in any way.

Department Summary

Department: Ambulance Westhampton

Budget Year: 2023
Division: Ambulance Districts
Tax District: Ambulance Districts

Cost Center #: A030
Manager:

NOTES:

Departmental Mission & Responsibilities:

Ambulance Districts are in effect for the following community ambulance service areas:

WESTHAMPTON:

Westhampton Volunteer Ambulance Corps covers Eastport, Speonk-Remsenburg, Westhampton, Westhampton Beach, West Hampton Dunes, Quogue and Quogue (37.09 square miles).

Workload:

Ambulance Districts provide the funding necessary for the equipment, infrastructure and other operational needs of the volunteer ambulance corps serving a particular community service area. Volunteer ambulance corps are administered by an independent Board of Directors. The Town Comptroller acts as the Fiduciary for the Ambulance Districts. The Town Board acts as Commissioners for the Ambulance Districts, funding the volunteer ambulance corps as contract agencies providing community ambulance transport and emergency medical services in the interest of the resident taxpayers and visitors of each Ambulance District.

Goals & Objectives:

The East Quogue Fire District and Bridgehampton Fire District each provide its own community ambulance service under the financial purview of the respective Board of Fire District Commissioners.

The Sag Harbor Village Fire Department contracts with the Sag Harbor Volunteer Ambulance Corps to provide community ambulance transport and emergency medical services, which pro-rata cost is passed onto the taxpayers of the Noyac Fire Protection District and Bay Point Fire Protection District as part of the Annual Fire Protection Contracts.

Each ambulance corps is responsible to provide effective service with first responders and ambulance crews responding in a minimum amount of time with sufficient resources to initiate fire rescue or EMS after the incident has been reported and provide ambulance transport to area hospitals.

Legal Authority:

Ambulance Districts have been established by the Town Board, pursuant to Town Law.

Town of Southampton

2023 Adopted Budget

Ambulance Westhampton - A030

Account Code	Description	2021 Adopted Budget	2021 Actual	2022 Adopted Budget	2022 Amended Budget	2022 Dec YTD Actual	2023 Requested Budget	2023 Tentative Budget	2023 Preliminary Budget	2023 Adopted Budget	2023 Adopted / 2022 Amended Difference	2023 Adopted / 2022 Amended % of Change	2024 Requested Budget	2024 Tentative Budget	2024 Preliminary Budget	2024 Adopted Budget	
	Real Property Taxes:																
1001	Property Taxes	993,775	993,775	1,012,575	1,012,575	950,256	1,043,525	1,043,525	1,043,525	1,043,525	30,950	3.06%	1,043,525	1,043,525	1,043,525	1,043,525	
	Total Real Property Taxes	993,775	993,775	1,012,575	1,012,575	950,256	1,043,525	1,043,525	1,043,525	1,043,525	30,950	3.06%	1,043,525	1,043,525	1,043,525	1,043,525	
	Other Revenue:																
1081	Other Payments In Lieu Of Taxes	2,000	2,806	2,400	2,400	4,105	4,100	4,100	4,100	4,100	1,700	70.83%	4,100	4,100	4,100	4,100	
1201	Interest And Earnings	4,200	623	1,000	1,000	819	1,000	1,000	1,000	1,000	0	0.00%	1,000	1,000	1,000	1,000	
	Total Other Revenue	6,200	3,428	3,400	3,400	4,924	5,100	5,100	5,100	5,100	1,700	50.00%	5,100	5,100	5,100	5,100	
	Total Revenue	999,975	997,203	1,015,975	1,015,975	955,180	1,048,625	1,048,625	1,048,625	1,048,625	32,650	3.21%	1,048,625	1,048,625	1,048,625	1,048,625	
	Employee Benefits - Current:																
6820	LOSAP	70,000	44,557	70,000	70,000	40,009	70,000	70,000	70,000	70,000	0	0.00%	70,000	70,000	70,000	70,000	
	Total Employee Benefits - Current	70,000	44,557	70,000	70,000	40,009	70,000	70,000	70,000	70,000	0	0.00%	70,000	70,000	70,000	70,000	
	Total Employee Costs	70,000	44,557	70,000	70,000	40,009	70,000	70,000	70,000	70,000	0	0.00%	70,000	70,000	70,000	70,000	
	Contractual:																
6401	Contracts	929,975	937,438	945,975	945,975	945,925	978,625	978,625	978,625	978,625	(32,650)	(3.45%)	978,625	978,625	978,625	978,625	
	Total Contractual	929,975	937,438	945,975	945,975	945,925	978,625	978,625	978,625	978,625	(32,650)	(3.45%)	978,625	978,625	978,625	978,625	
	Total Expenditures	999,975	981,995	1,015,975	1,015,975	985,934	1,048,625	1,048,625	1,048,625	1,048,625	(32,650)	(3.21%)	1,048,625	1,048,625	1,048,625	1,048,625	
	Net Surplus (Deficit)	0	15,209	0	0	(30,754)	0	0	0	0			0	0	0	0	



2023 BUDGET
 Special Taxing Districts
Ambulance Districts
 Hampton Bays

2022 Assessment Roll

Total Assessed Value	\$4,785,094,584
Total Exempt Value	\$462,141,180
Total Taxable Value	\$4,322,953,404

Symbols

- Ambulance District Boundary
- Ambulance District Properties

0 1 Miles

TOWN OF SOUTHAMPTON
 116 Hampton Rd, Southampton NY 11968
www.southamptontownny.gov

Prepared by:
 Town of Southampton
 Division of Geographic Information
 Systems
 Date: 8/15/2022

Suffolk County Real Property Tax Service
 COPYRIGHT 2022, COUNTY OF SUFFOLK, N.Y.
 Real Property Taxmap parcel framework used with permission of
 Suffolk County Real Property Tax Service Agency (R.P.T.S.A.)

This Cartographic rendering is a DRAFT MAP excerpted from the provisions of the Freedom of Information Law (F.O.I.L.) (Public Officers Law Article 6 Section 84-90) by section 87.2.g in that:

- 1.The data displayed is an interagency or intra agency draft produced for the purpose of identifying and correcting data.
- 2.It is not a final agency determination.
- 3.It is not a statistical or factual compilation of data.
4. In some cases correct data has been left out and questionable or inaccurate data has been exaggerated to help identify errors. In short this is a DRAFT MAP produced in cooperation with the Data sources listed in an effort to aid in the correction of data and is not held out as being complete or accurate in any way.

Department Summary

Department: Ambulance Hampton Bays

Budget Year: 2023
Division: Ambulance Districts
Tax District: Ambulance Districts

Cost Center #: A040
Manager:

NOTES:

Departmental Mission & Responsibilities:

Ambulance Districts are in effect for the following community ambulance service areas:

HAMPTON BAYS:

Hampton Bays Volunteer Ambulance Corps covers Hampton Bays (21.42 square miles).

Workload:

Ambulance Districts provide the funding necessary for the equipment, infrastructure and other operational needs of the volunteer ambulance corps serving a particular community service area. Volunteer ambulance corps are administered by an independent Board of Directors. The Town Comptroller acts as the Fiduciary for the Ambulance Districts. The Town Board acts as Commissioners for the Ambulance Districts, funding the volunteer ambulance corps as contract agencies providing community ambulance transport and emergency medical services in the interest of the resident taxpayers and visitors of each Ambulance District.

Goals & Objectives:

The East Quogue Fire District and Bridgehampton Fire District each provide its own community ambulance service under the financial purview of the respective Board of Fire District Commissioners.

The Sag Harbor Village Fire Department contracts with the Sag Harbor Volunteer Ambulance Corps to provide community ambulance transport and emergency medical services, which pro-rata cost is passed onto the taxpayers of the Noyac Fire Protection District and Bay Point Fire Protection District as part of the Annual Fire Protection Contracts. Each ambulance corps is responsible to provide effective service with first responders and ambulance crews responding in a minimum amount of time with sufficient resources to initiate fire rescue or EMS after the incident has been reported and provide ambulance transport to area hospitals.

Legal Authority:

Ambulance Districts have been established by the Town Board, pursuant to Town Law.

Town of Southampton

2023 Adopted Budget

Ambulance Hampton Bays - A040

Account Code	Description	2021 Adopted Budget	2021 Actual	2022 Adopted Budget	2022 Amended Budget	2022 Dec YTD Actual	2023 Requested Budget	2023 Tentative Budget	2023 Preliminary Budget	2023 Adopted Budget	2023 Adopted / 2022 Amended Difference	2023 Adopted / 2022 Amended % of Change	2024 Requested Budget	2024 Tentative Budget	2024 Preliminary Budget	2024 Adopted Budget	
	Real Property Taxes:																
1001	Property Taxes	1,268,809	1,268,809	1,315,973	1,315,973	1,234,982	1,387,160	1,387,160	1,387,160	1,387,160	71,187	5.41%	1,387,160	1,387,160	1,387,160	1,387,160	
	Total Real Property Taxes	1,268,809	1,268,809	1,315,973	1,315,973	1,234,982	1,387,160	1,387,160	1,387,160	1,387,160	71,187	5.41%	1,387,160	1,387,160	1,387,160	1,387,160	
	Other Revenue:																
1081	Other Payments In Lieu Of Taxes	3,300	3,418	3,300	3,300	8,027	8,100	8,100	8,100	8,100	4,800	145.45%	8,100	8,100	8,100	8,100	
1201	Interest And Earnings	4,200	744	1,000	1,000	785	1,000	1,000	1,000	1,000	0	0.00%	1,000	1,000	1,000	1,000	
	Total Other Revenue	7,500	4,162	4,300	4,300	8,812	9,100	9,100	9,100	9,100	4,800	111.63%	9,100	9,100	9,100	9,100	
	Total Revenue	1,276,309	1,272,971	1,320,273	1,320,273	1,243,794	1,396,260	1,396,260	1,396,260	1,396,260	75,987	5.76%	1,396,260	1,396,260	1,396,260	1,396,260	
	Employee Benefits - Current:																
6820	LOSAP	65,000	61,149	65,000	65,000	36,038	65,000	65,000	65,000	65,000	0	0.00%	65,000	65,000	65,000	65,000	
	Total Employee Benefits - Current	65,000	61,149	65,000	65,000	36,038	65,000	65,000	65,000	65,000	0	0.00%	65,000	65,000	65,000	65,000	
	Total Employee Costs	65,000	61,149	65,000	65,000	36,038	65,000	65,000	65,000	65,000	0	0.00%	65,000	65,000	65,000	65,000	
	Contractual:																
6401	Contracts	1,195,496	1,195,496	1,255,273	1,255,273	1,255,223	1,331,260	1,331,260	1,331,260	1,331,260	(75,987)	(6.05%)	1,331,260	1,331,260	1,331,260	1,331,260	
	Total Contractual	1,195,496	1,195,496	1,255,273	1,255,273	1,255,223	1,331,260	1,331,260	1,331,260	1,331,260	(75,987)	(6.05%)	1,331,260	1,331,260	1,331,260	1,331,260	
	Debt Service:																
6600	Debt Service Principal Expense	15,427	15,427	0	0	0	0	0	0	0	0	0.00%	0	0	0	0	
6700	Debt Service Interest Expense	386	386	0	0	0	0	0	0	0	0	0.00%	0	0	0	0	
	Total Debt Service	15,813	15,813	0	0	0	0	0	0	0	0	0.00%	0	0	0	0	
	Total Expenditures	1,276,309	1,272,458	1,320,273	1,320,273	1,291,261	1,396,260	1,396,260	1,396,260	1,396,260	(75,987)	(5.76%)	1,396,260	1,396,260	1,396,260	1,396,260	
	Net Surplus (Deficit)	0	514	0	0	(47,467)	0	0	0	0			0	0	0	0	